

# Trading in Bull & Bear Markets with SunnyBands

Isolating Important Moves  
(Regardless of Time Frame)  
for Maximum Profits

**“MadHedge”**

# Disclaimer

**IMPORTANT: THE RISK OF LOSS IN TRADING STOCKS, FUTURES, OPTIONS, CASH CURRENCIES AND OTHER LEVERAGED TRANSACTION PRODUCTS CAN BE SUBSTANTIAL. THEREFORE ONLY "RISK CAPITAL" SHOULD BE USED. STOCKS, FUTURES, OPTIONS, CASH CURRENCIES AND OTHER LEVERAGED TRANSACTION PRODUCTS ARE NOT SUITABLE INVESTMENTS FOR EVERYONE. THE VALUATION OF STOCKS, FUTURES, OPTIONS, CASH CURRENCIES AND OTHER LEVERAGED TRANSACTION PRODUCTS MAY FLUCTUATE AND AS A RESULT CLIENTS MAY LOSE MORE THAN THE AMOUNT ORIGINALLY INVESTED AND MAY ALSO HAVE TO PAY MORE LATER. CONSIDER YOUR FINANCIAL CONDITION BEFORE DECIDING TO INVEST OR TRADE.**

**ALL RESULTS SHOWN ARE HYPOTHETICAL, NOT ACTUAL RESULTS.**

**HYPOTHETICAL PERFORMANCE RESULTS HAVE MANY INHERENT LIMITATIONS, SOME OF WHICH ARE DESCRIBED BELOW. NO REPRESENTATION IS BEING MADE THAT ANY ACCOUNT WILL OR IS LIKELY TO ACHIEVE PROFITS OR LOSSES SIMILAR TO THOSE SHOWN. IN FACT, THERE ARE FREQUENTLY SHARP DIFFERENCES BETWEEN HYPOTHETICAL PERFORMANCE RESULTS AND THE ACTUAL RESULTS ACHIEVED BY ANY PARTICULAR TRADING PROGRAM.**

**ONE OF THE LIMITATIONS OF HYPOTHETICAL PERFORMANCE RESULTS IS THAT THEY ARE GENERALLY PREPARED WITH THE BENEFIT OF HINDSIGHT. IN ADDITION, HYPOTHETICAL TRADING DOES NOT INVOLVE FINANCIAL RISK, AND NO HYPOTHETICAL TRADING RECORD CAN COMPLETELY ACCOUNT FOR THE IMPACT OF FINANCIAL RISK IN ACTUAL TRADING. FOR EXAMPLE, THE ABILITY TO WITHSTAND LOSSES OR TO ADHERE TO A PARTICULAR TRADING PROGRAM IN SPITE OF TRADING LOSSES ARE MATERIAL POINTS WHICH CAN ALSO ADVERSELY AFFECT ACTUAL TRADING RESULTS. THERE ARE NUMEROUS OTHER FACTORS RELATED TO THE MARKETS IN GENERAL OR TO THE IMPLEMENTATION OF ANY SPECIFIC TRADING PROGRAM WHICH CANNOT BE FULLY ACCOUNTED FOR IN THE PREPARATION OF HYPOTHETICAL PERFORMANCE RESULTS AND ALL OF WHICH CAN ADVERSELY AFFECT ACTUAL TRADING RESULTS.**



Education is NOT Expensive;  
Lack of Education IS!

760-908-3070 PST  
sunny@moneymentor.com



[Home](#) [About](#) [Products & Services](#) [Books & Articles](#) [Resources](#) [Contact](#) [Membership](#) [Quips](#) [Sitemap](#) [Order Form](#) [Sponsors](#)

*Rated #1 Trader in the under \$10 million category by Stark Research 2 years in a row*

## Grow Your Trades & Investments

Learn Everything You Need to Become a Successful Trader/Investor Now!

**NEW ADDITIONS:** | [LIVE Trading Room](#) | [April "Technical Analysis Forum"](#) | [NEWS & Announcements](#)  
[OOEL Book Notification](#) | [UpComing Presentations](#) | [FACEBOOK](#) | [TWITTER](#) | [Presentations](#)



### Indicators & Strategies

We provide a wide range of software programmed by Sunny for her own trading. She makes these unique products available to help others in their quest for profits. The software includes indicators that make trading smooth and easy, and strategies that can even be automated to provide hands-off trading. [Click here for a full list](#), descriptions, sample charts and prices. [BUY NOW](#).



### Consulting Services

Sunny has been programming for others and teaching others to trade almost as long as she has been trading. Helping struggling novice & intermediate traders over the hurdles is a passion of hers. Sunny has won awards for her teaching and consulting, being #1 in several categories. Sunny can teach you how to use [TradeStation](#), [MultiCharts](#) and [EasyLanguage](#) as well as [MetaStock](#), [TC2000](#), [VantagePoint](#), and more so you don't spend months struggling on your own. If you have a concept you want programmed, she can do it for you or teach you how to do it yourself. [BUY NOW](#).

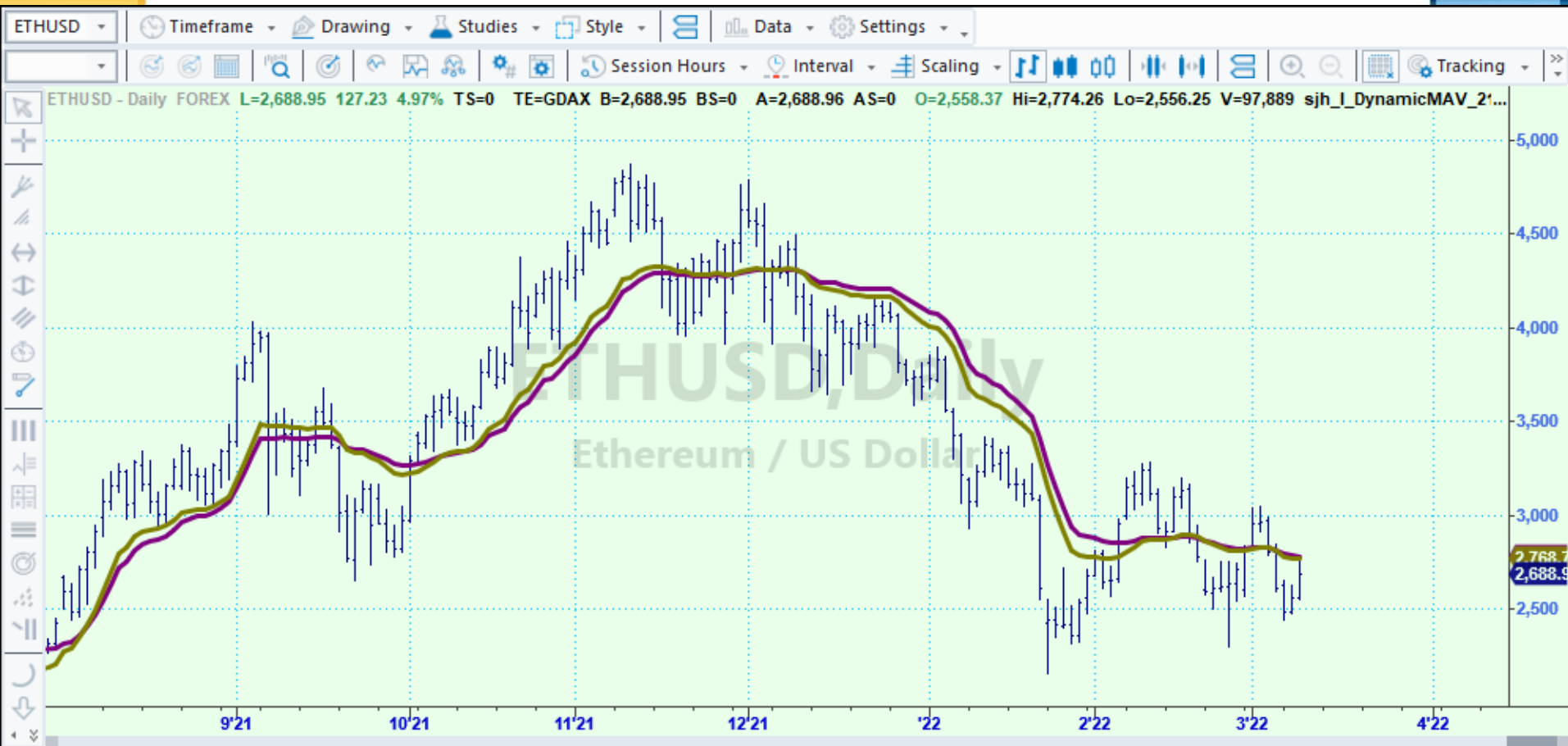


# The Sunny Harris Show!

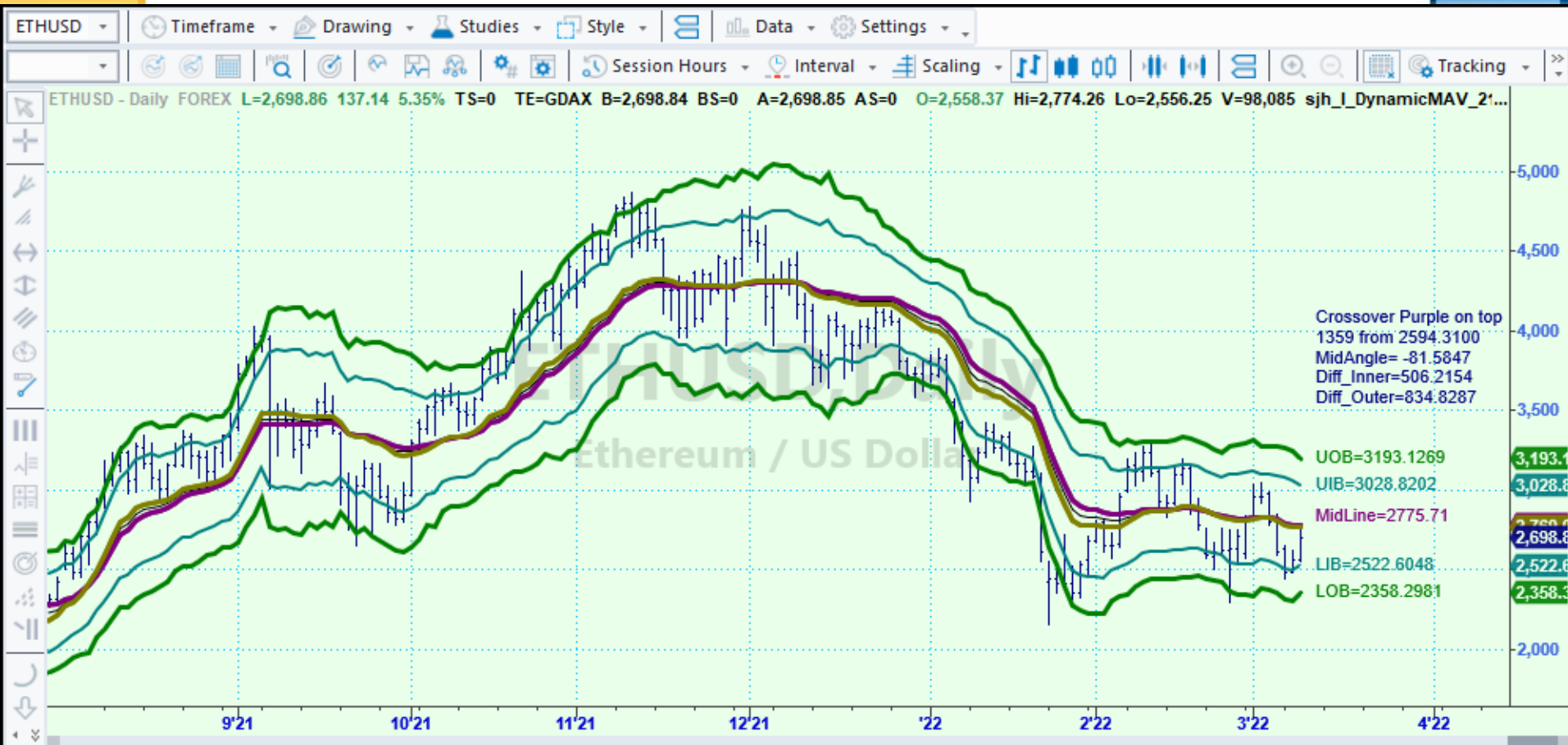
[www.moneymentor.com/podcast.html](http://www.moneymentor.com/podcast.html)

- <https://open.spotify.com/show/0LeLN8M2GNyoL7QgbbFAKu>
- A Brand New PODCAST with Sunny Harris & Sam Tennis
- Our purpose is to bring famous traders, authors and gurus to you so you can get to know them.
- Sunny is a Professional Trader, Mathematician and Programmer and Sam is a Professional Programmer.
- Our guest list includes people like: Jake Bernstein, Alex Elder, Adrienne Toghraie, George Pruitt, Perry Kaufman, Harry Boxer and many more. Our list of potential interviews is over 70 people. (So far.) Ever wonder who the people are behind Trading books, Indicators and Systems? Ever wonder if they really make money trading? We will be asking them difficult questions about their lives, their ideas and what they think of the markets.
- Please come back for Episode Number 2 featuring Tim Slater (of CompuTrac & TAG Seminars fame). Tell all your trading buddies. If we get a big enough following, we will continue doing it for a long, long time.

# Sunny's Dynamic Moving Average (DMA)



# SunnyBands



# Today We Will

- **Compare and Contrast**
    - Simple Moving Averages
    - Exponential Moving Averages
    - Bollinger Bands
    - Keltner Channels
    - SunnyBands
- And find out where the profits are!

# Introduction

- After 41+ years of trading and research I have developed many strategies both for myself and for clients. Clients have paid me up to \$50,000. Others pay as little as \$1,995.
- More important than developing the strategies, I have developed testing methodologies that have stood the test of time and have become the defacto standard in the trading community. In this webinar I will share some of my more profitable trading concepts, and (at the end) some of my proprietary trading indicators.

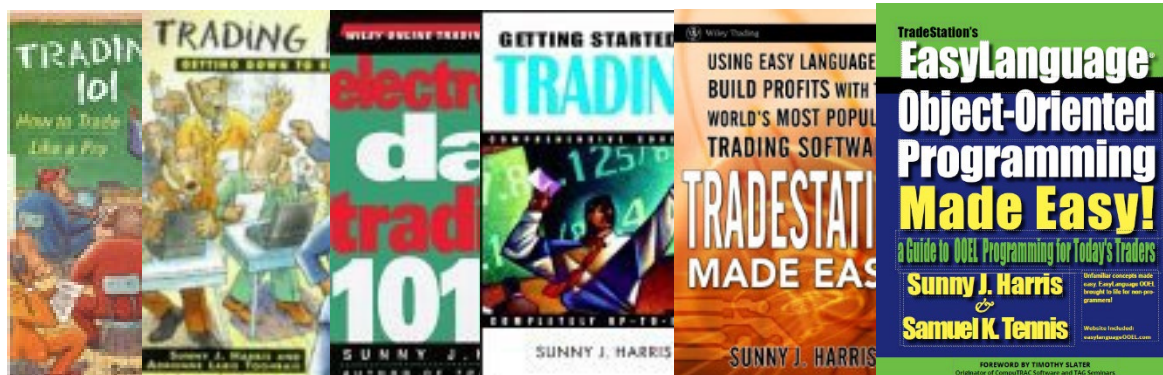


# My Credentials

- Sunny J. Harris
- BA, MS, PhD Mathematics
- Trading since 1981 (41+ years)
- #1 Rated trader by Stark Research 2 years in a row (365% & 178%) – *not w options*
- Research: Programming & Testing since 1981
- Teaching others to trade since 1986
- I'm not Just a Programmer,
- I am a Full-Time Trader who programs
- Podcast: [The Sunny Harris Show!](#)

# Books I Have Written:

- *Trading 101—How to Trade Like a Pro*
- *Trading 102—Getting Down to Business*
- *Electronic Day Trading 101*
- *Getting Started in Trading*
- ***TradeStation Made Easy!***
- ***EasyLanguage OOEL Made Easy!***
- Working on *Grading the Gurus*



# More about Me

- For a list of appearances, past and present
- and a list of published articles,
- [click here](#) to go to [www.moneymentor.com](http://www.moneymentor.com)
- then click on **About** and then **Appearances**

# Now for the Good Stuff

- **How to make money trading**
  - The Steps
  - The Indicators
  - The Strategy

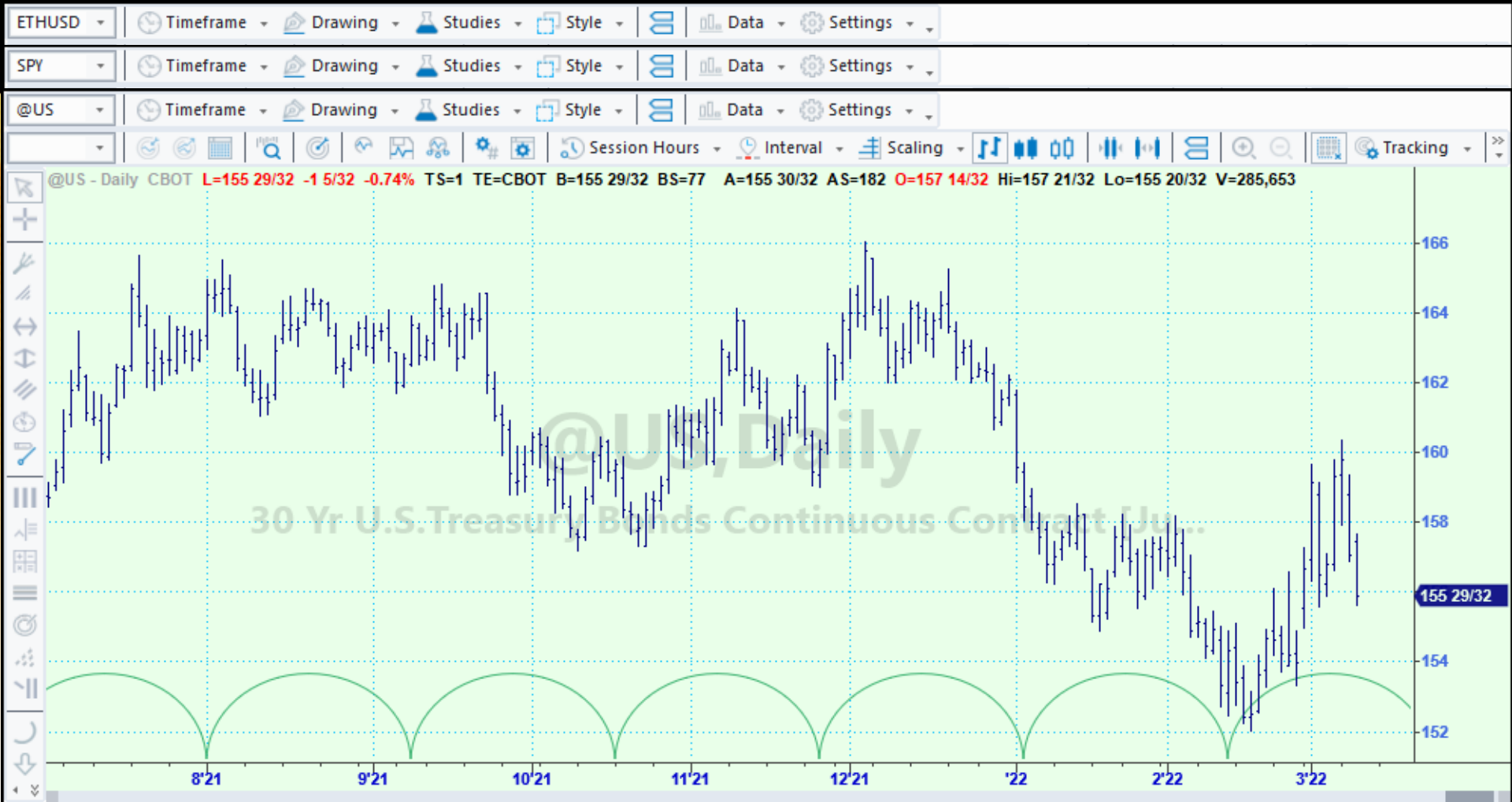
# Setting Your Goals

- Not everyone can trade the same system.
- What's good for the goose, is not necessarily good for the gander.
- I might like 1-minute bars, and you might like Daily bars.
- You might not want to sit in front of the computer all day
- Your system **MUST** be configured for **YOUR** personality.

# How do you find your Time Frame?

- Before finding the right time frame, you must first find the right instrument
- Bonds have a rhythm of 45-minute swings, while the S&P has a rhythm of 15-minute swings.
- Currencies swing on a daily chart.
- Stocks swing on a daily chart.
- Mutual funds swing on a weekly chart.
- You must find the right rhythm for you.

# Different Rhythms



# Finding the Right Symbol

- Don't **tell** the market what **you** want to trade.
- Let the market tell you where the money is.
- Start with screening the larger markets
  - Dow 30
  - Nasdaq 100
  - S&P 500
  - Russell 2000



# Doing both in Conjunction

- At the same time you query the universe of symbols, you must still keep in mind the **Time Frame**.
- At the same time you consider Time Frame, you must still consider your **own personality**.
- For instance, I have clients who:
  - want only to trade in the first 2 hours
  - only want to trade near the close
  - want to place a trade and walk away
  - want to do Mutual Fund switching

# Everything at Once

- You must consider
  - Time Frame
  - Time Constraints
  - Universe of Symbols
- You must ask yourself:
  - Where is the money?
  - Where is the action?
  - What Is True?\*

# Scan to Find Bullish Stocks

Create Scan Run Scan Cancel Scan Data Settings

Scan	Status	Symbol	sjh_I_Mov...	Symbol	sjh_I_Mov...	Symbol	sjh_I_Mov...	Symbol	sjh_I_Mov...	Symbol	sjh_I_Mov...	Symbol	sjh_I_Mov...
sjh_StockActivity		1 ACHC	True	22 BDSI	True	43 CHX	True	64 ECOL	True	85 FLN	True		
sjh_AllOver_20	Idle	2 ACRS	True	23 BELFA	True	44 CIZN	True	65 EGLE	True	86 FTGC	True		
3/9/2022 12:19:19 PM		3 ADMA	True	24 BELFB	True	45 CLNE	True	66 EGRX	True	87 FTRI	True		
3/5/2022 12:18:57 PM		4 AEP	True	25 BIOX	True	46 CNXN	True	67 ENPH	True	88 FTXN	True		
2/26/2022 11:12:34 AM		5 AEPPL	True	26 BIS	True	47 COMT	True	68 ENSG	True	89 FUND	True		
2/20/2022 2:51:10 PM		6 AEPZ	True	27 BKEPP	True	48 CONE	True	69 ENTA	True	90 GIF	True		
2/13/2022 3:49:11 PM		7 AFHBQ	True	28 BKR	True	49 COST	True	70 EOLS	True	91 GLDI	True		
2/11/2022 5:37:38 PM		8 AMGN	True	29 BLBD	True	50 CPSI	True	71 EPSN	True	92 GLNG	True		
+	+	9 AMPH	True	30 BRY	True	51 CRESY	True	72 ESLT	True	93 GO	True		
+	+	10 AMTX	True	31 CAC	True	52 CSGS	True	73 ESSA	True	94 GOGO	True		
		11 ANDE	True	32 CALM	True	53 CSIQ	True	74 EVGO	True	95 GRIN	True		
		12 APA	True	33 CBTX	True	54 CTG	True	75 EVGOW	True	96 GSM	True		
		13 APR	True	34 CDK	True	55 CTIC	True	76 EVLMC	True	97 HCKT	True		
		14 ARBG	True	35 CENX	True	56 CVLY	True	77 EXC	True	98 HFBL	True		
		15 ARLP	True	36 CERN	True	57 CWST	True	78 EXEL	True	99 HHS	True		
		16 ARNA	True	37 CGBD	True	58 DALI	True	79 EYPT	True	100 HMHC	True		
		17 ARTNA	True	38 CHK	True	59 DFH	True	80 FAAR	True	101 HPK	True		
		18 ASTLW	True	39 CHKEL	True	60 DHIL	True	81 FANG	True	102 HPKEW	True		
		19 ATSG	True	40 CHKP	True	61 DLTR	True	82 FDUS	True	103 HRMY	True		
		20 BBBY	True	41 CHRW	True	62 DRTS	True	83 FFBW	True	104 HSIC	True		
		21 BCRX	True	42 CHSCP	True	63 DWSH	True	84 FFWW	True	105 HSON	True		

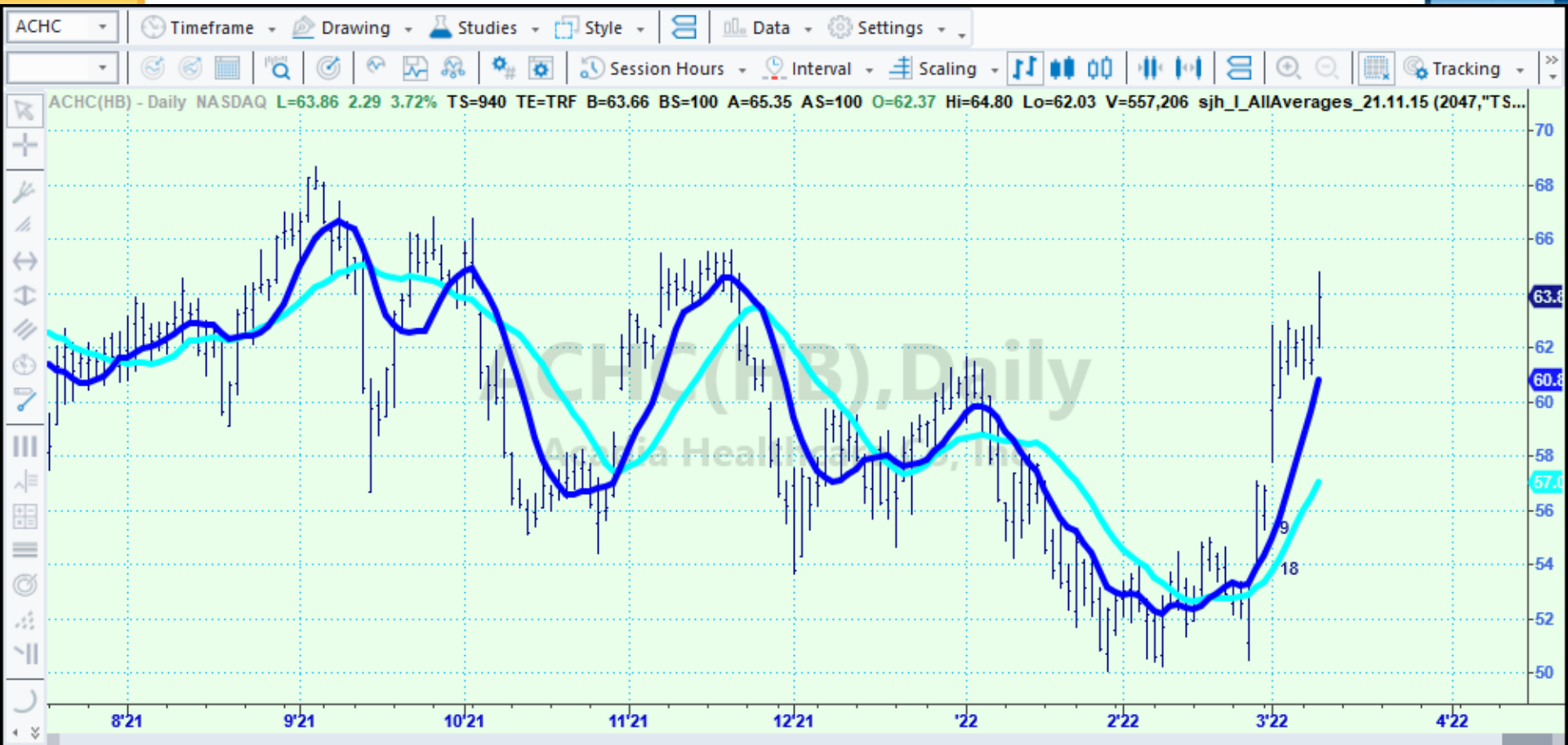
Add... Customize... Run

Results Added/Dropped Settings Log

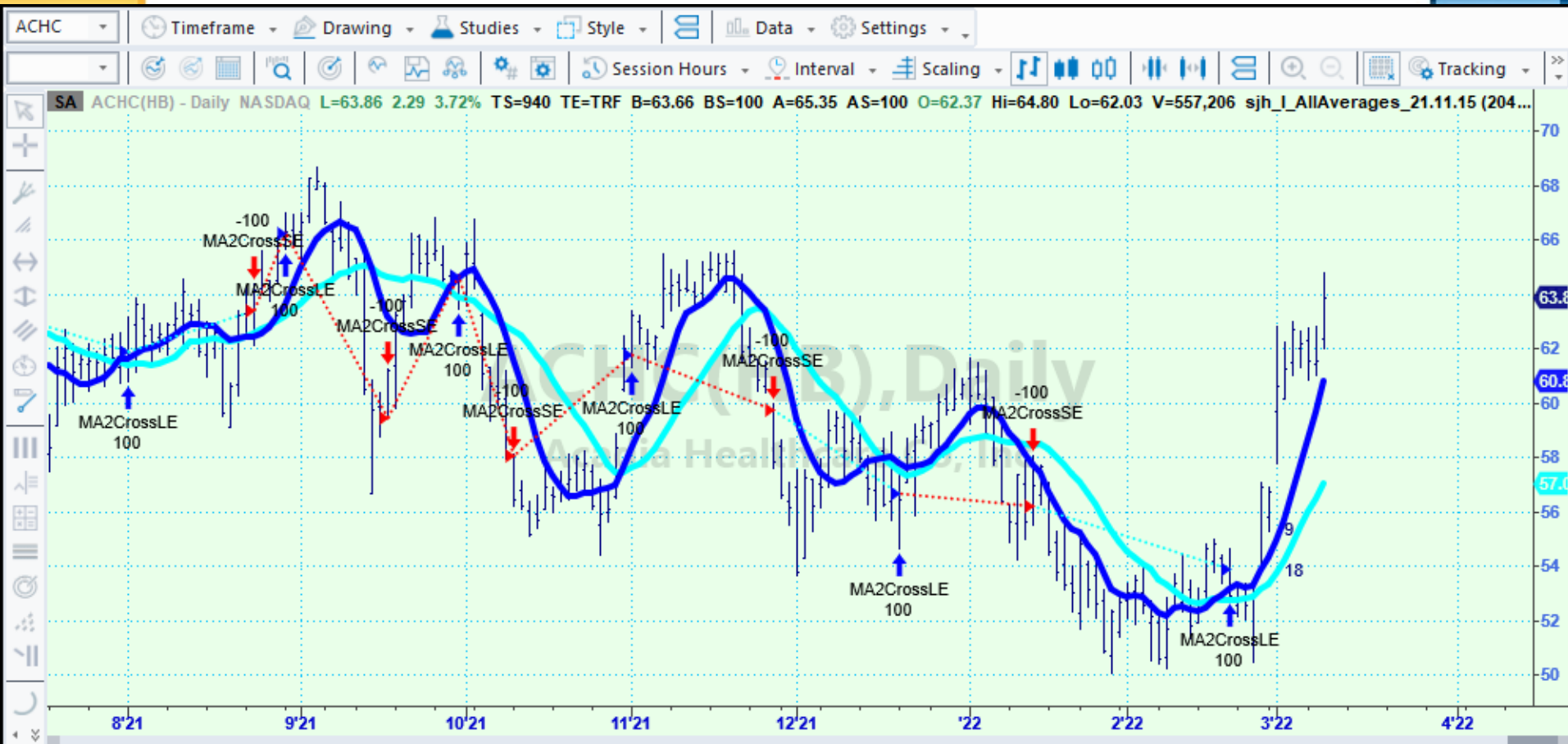
# sjh\_I\_MovAvg\_3Lines



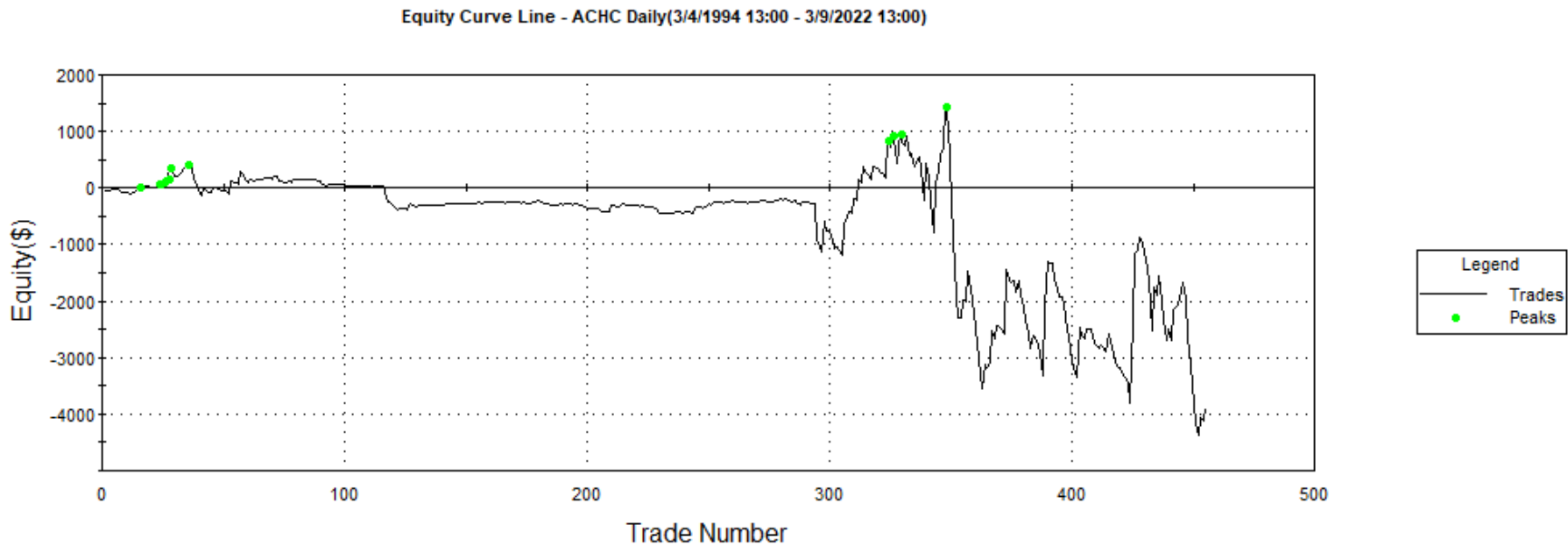
# Standard Moving Average (9,18)



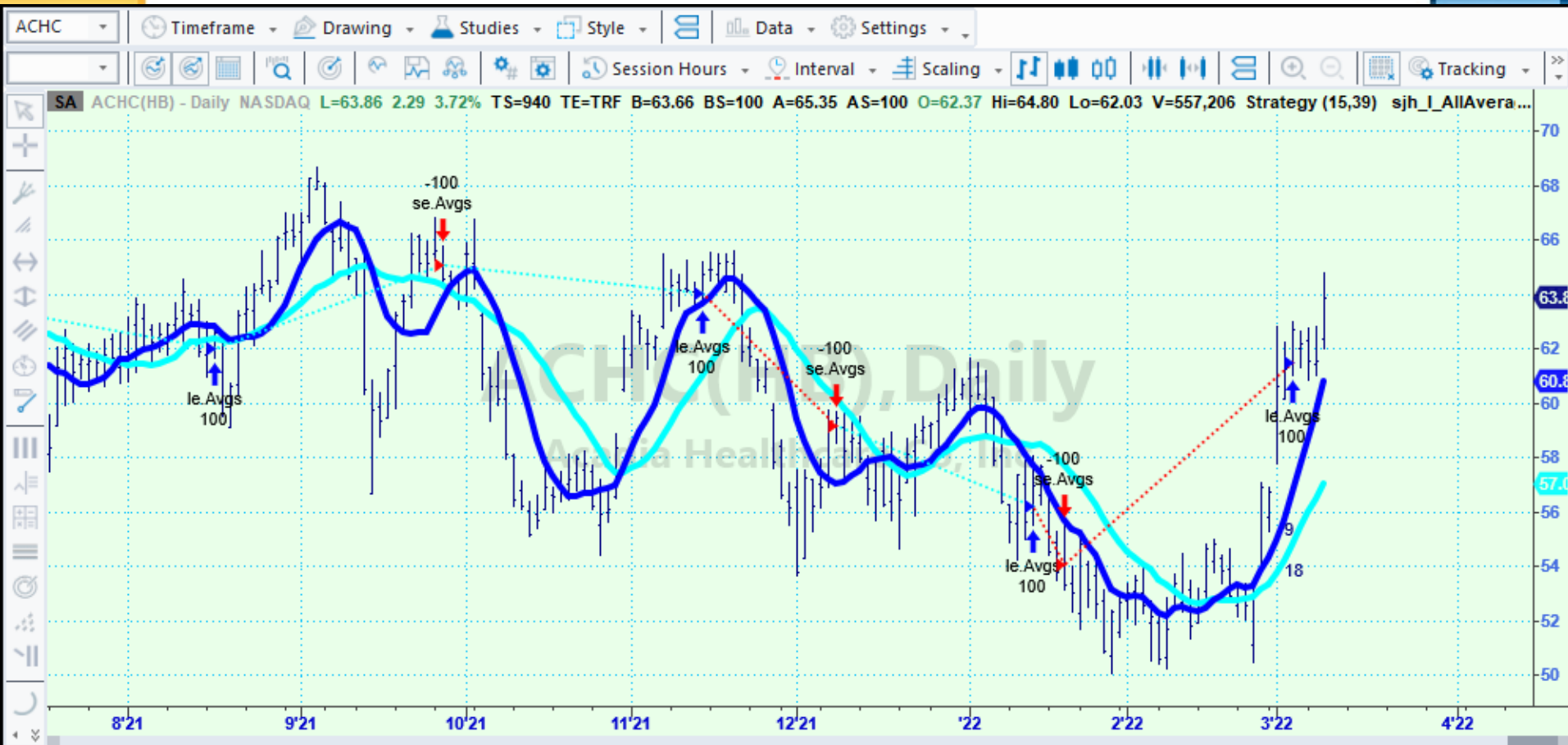
# Moving Average Crossover



# Strategy Performance Equity Curve

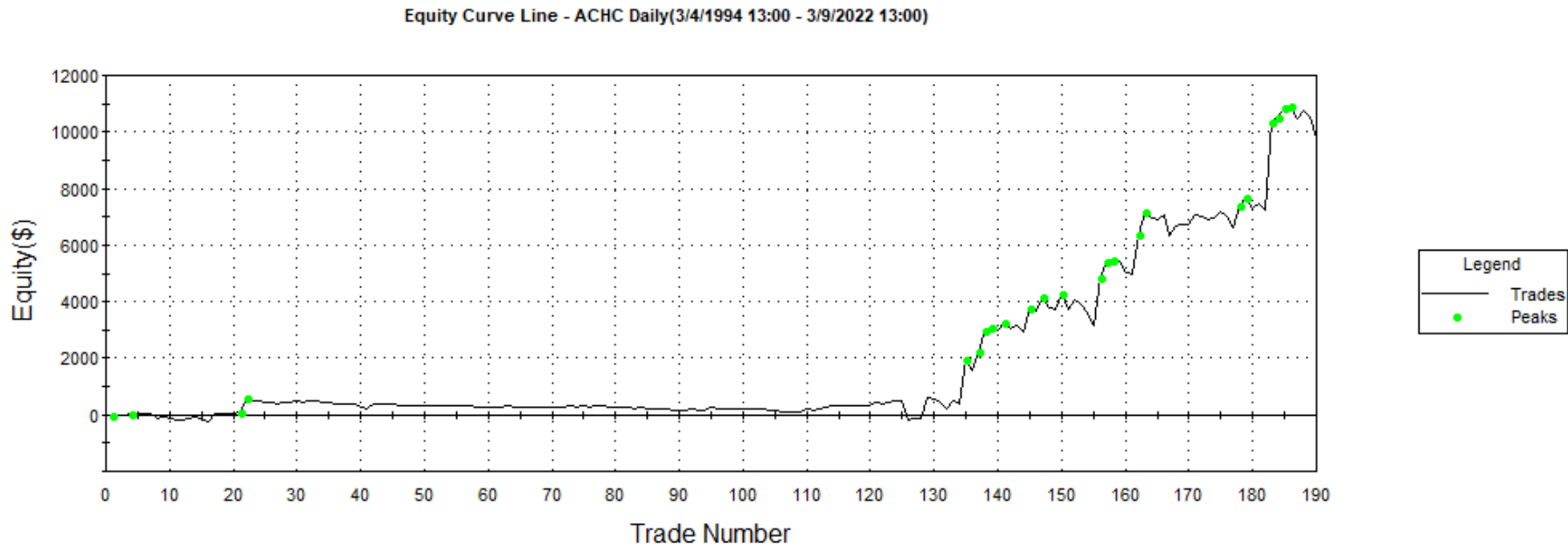


# Optimized MAV Price CrossOver

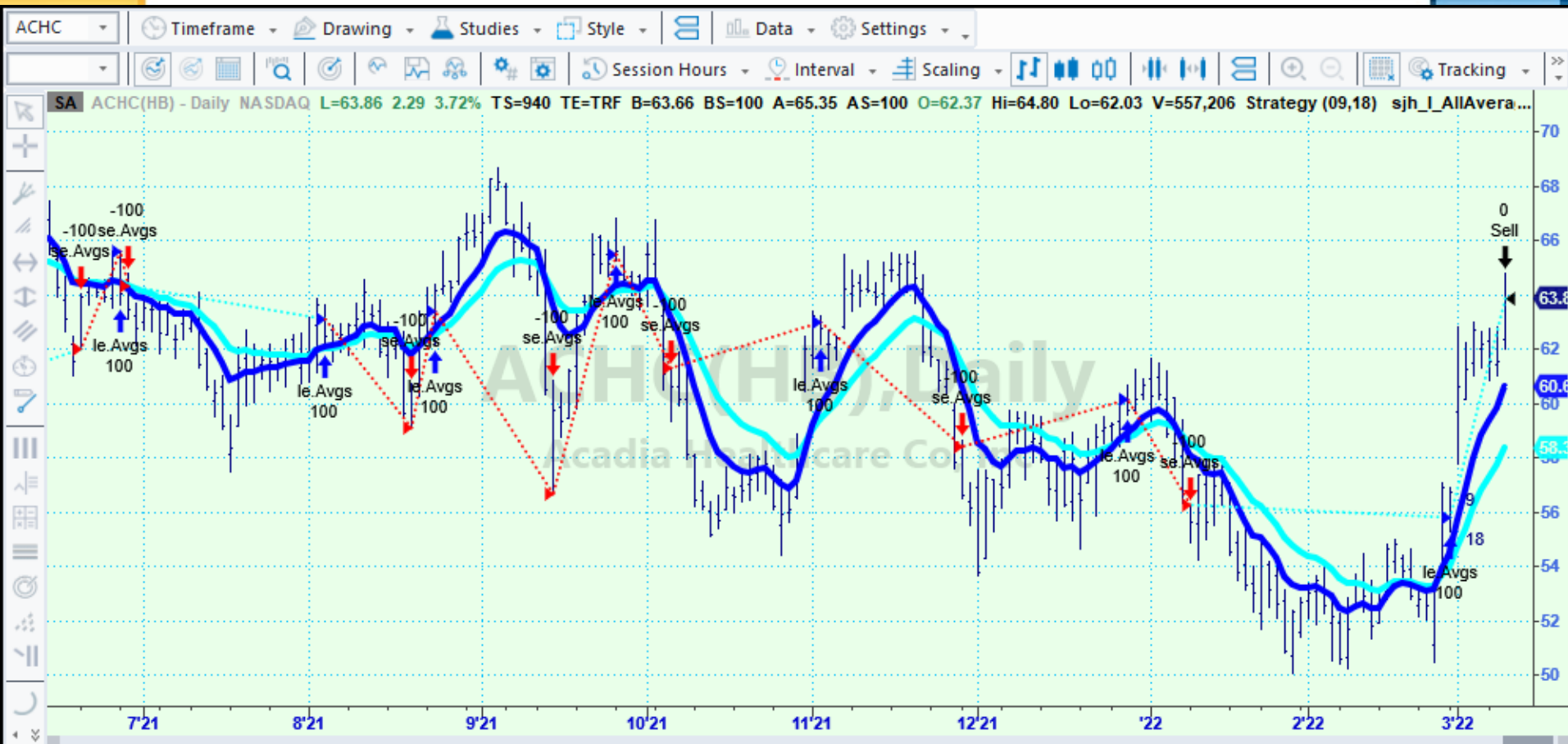




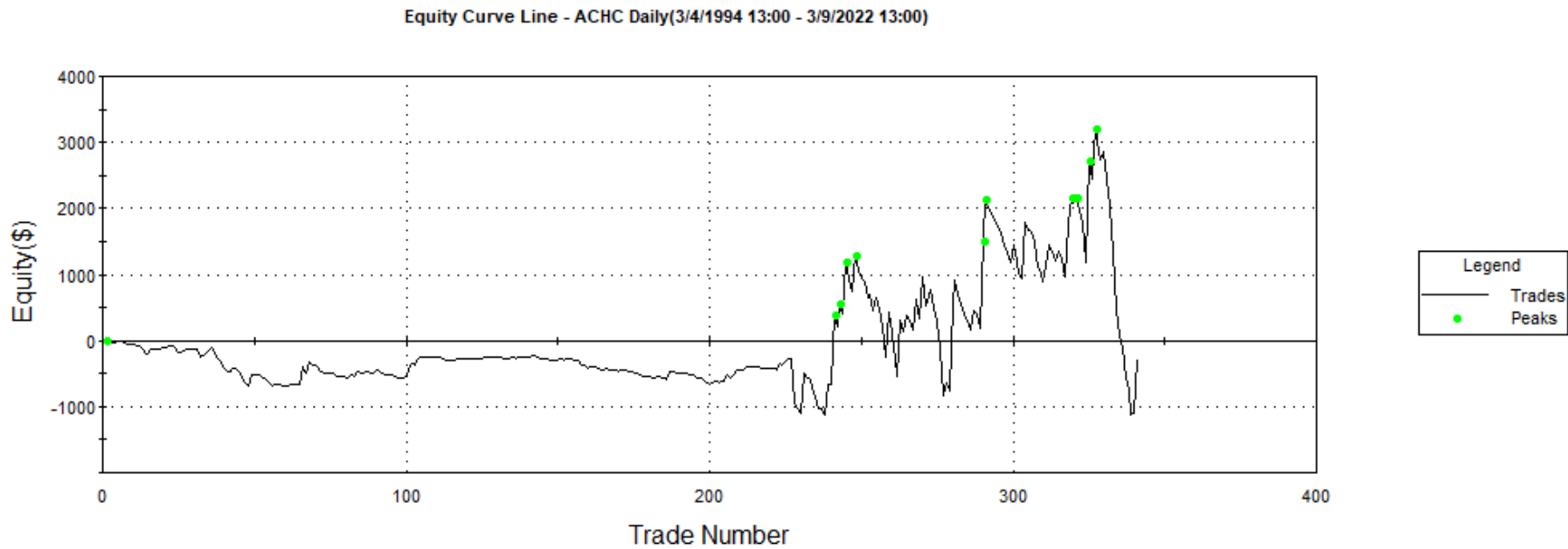
# Performance Report Equity



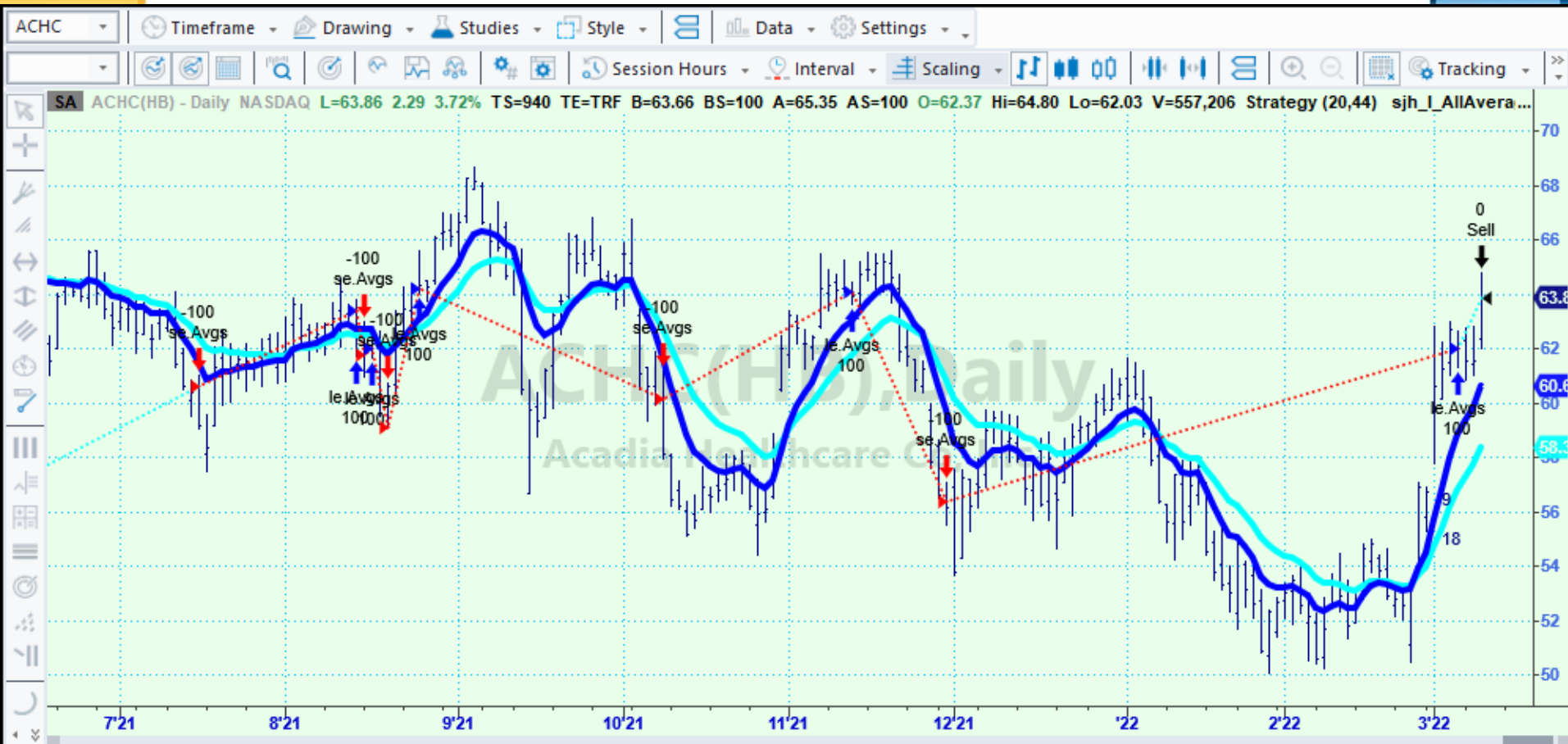
# Exponential Moving Average



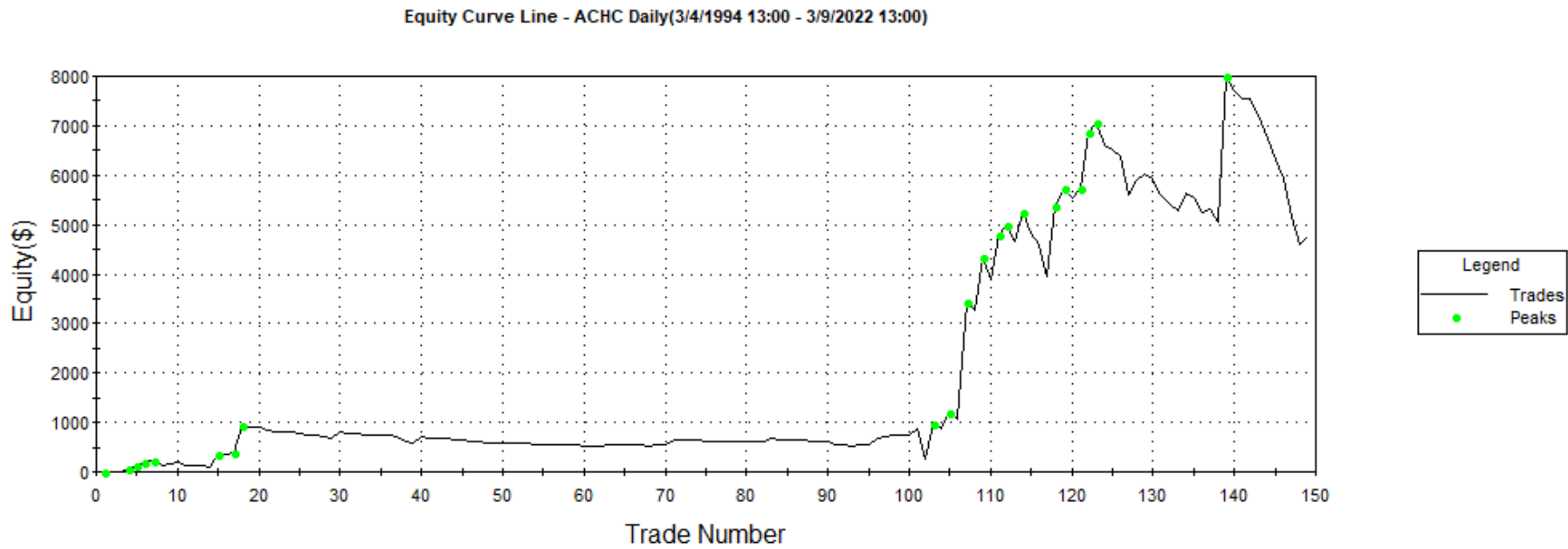
# XAvg Performance Equity



# Optimized XAvg



# Optmzd XAvg Performance Equity



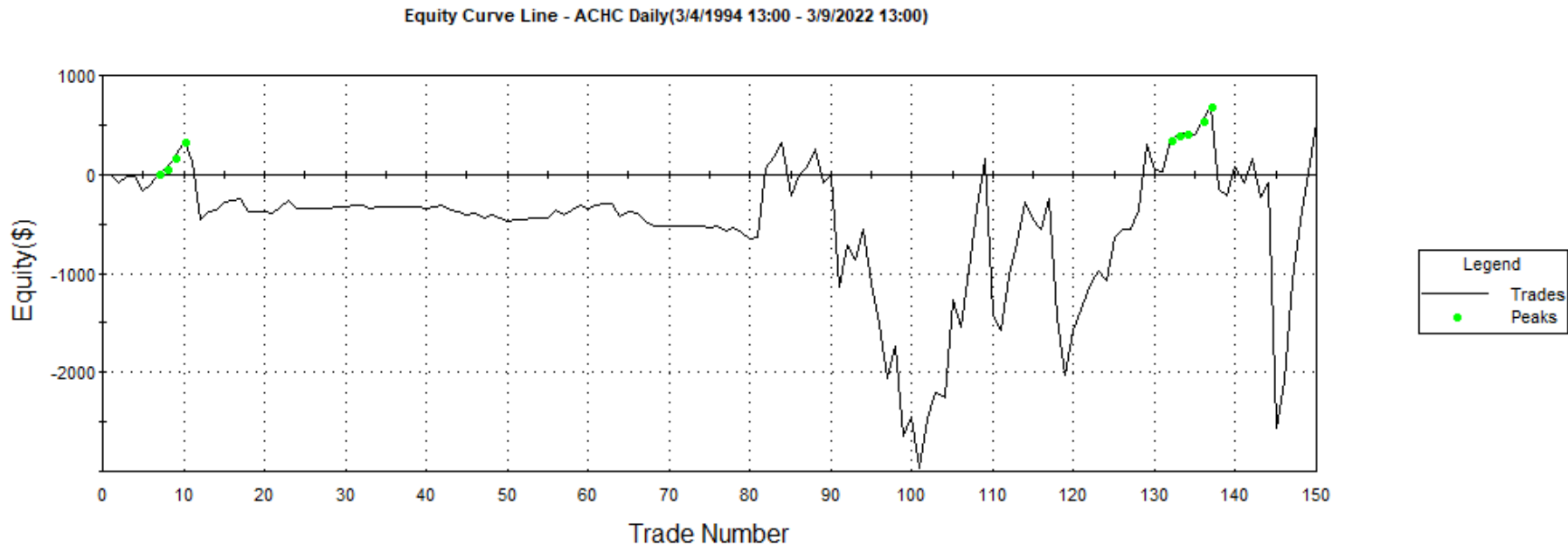
# Bollinger Bands



# Bollinger Bands Strategy



# Bollinger Bands Performance Equity





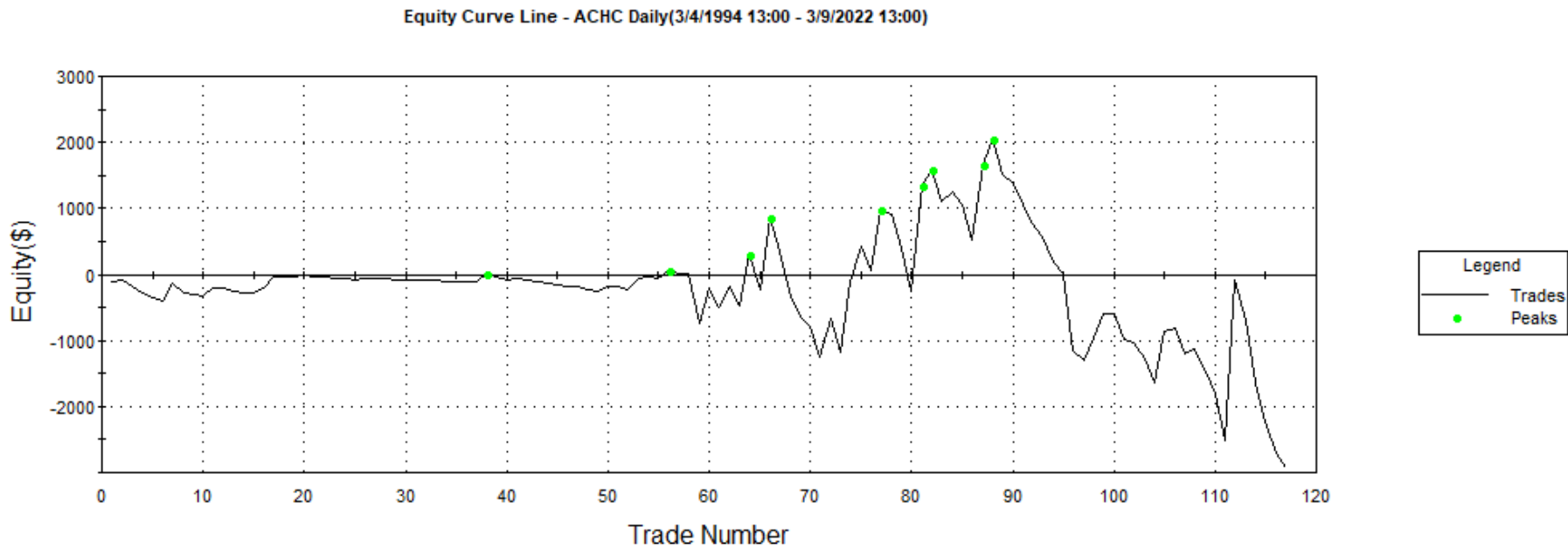
# Keltner Channel



# Keltner Channel Strategy



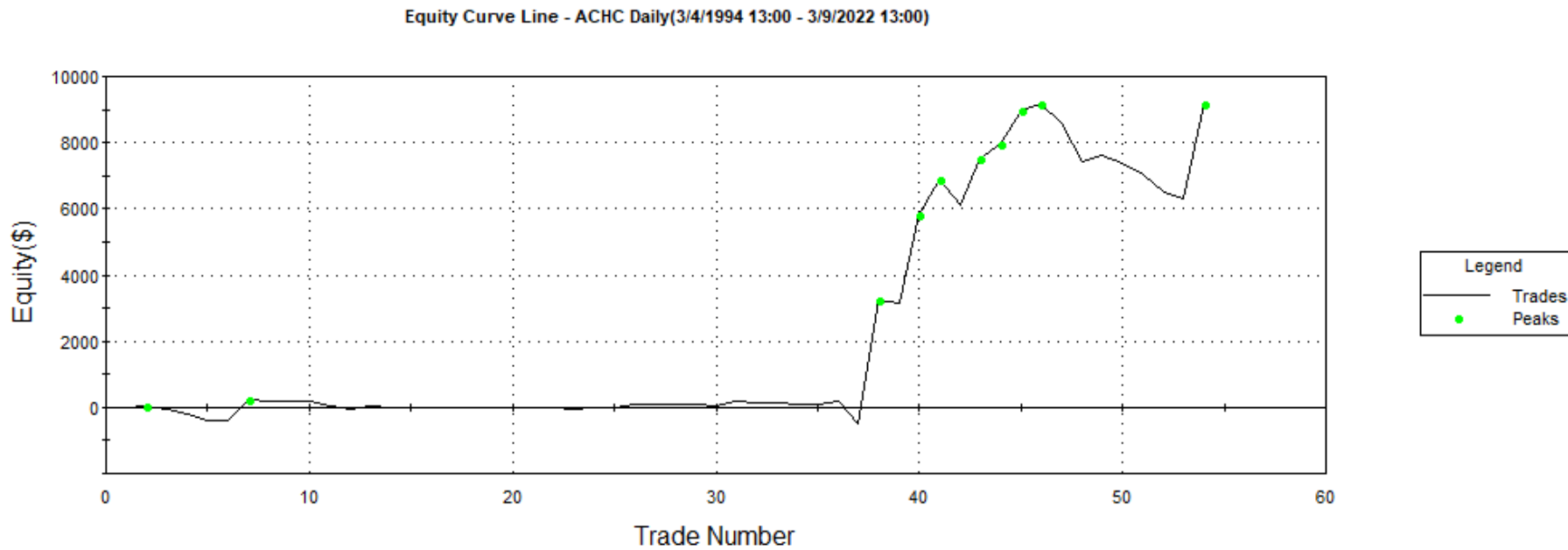
# Keltner Channel Performance Equity



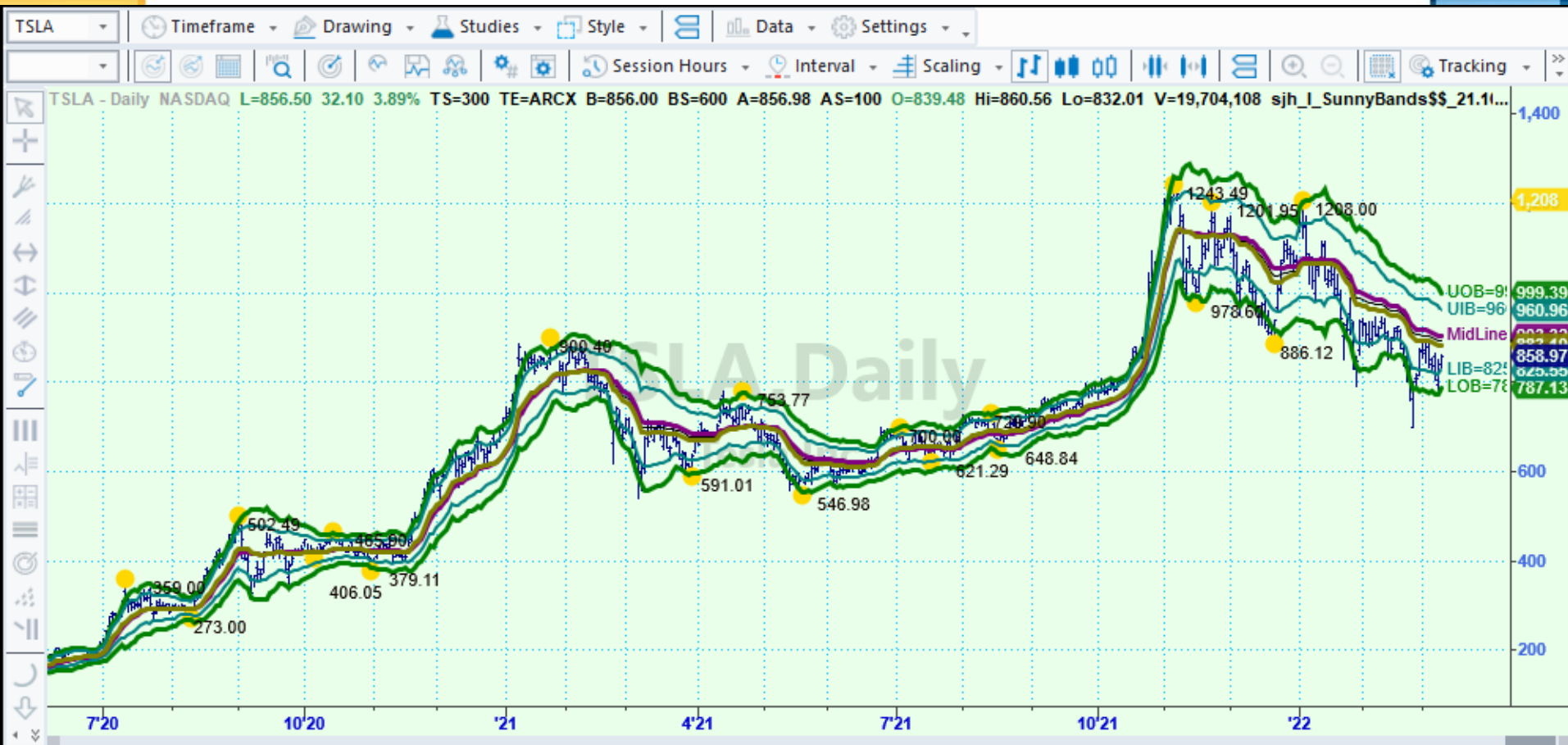
# Sunny's DMA (Dynamic Moving Avg)



# Sunny's DMA Performance Equity



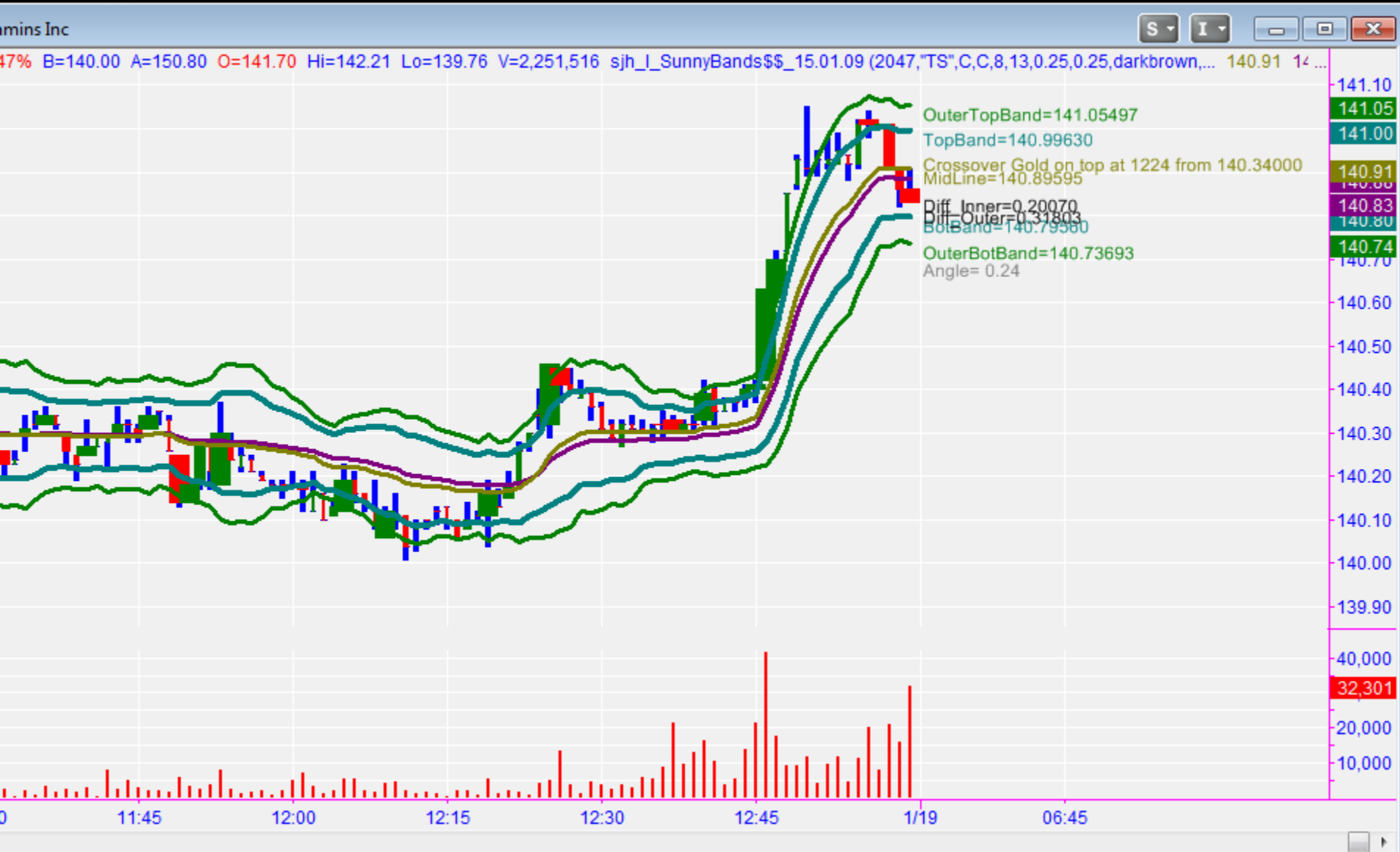
# SunnyBands



# SunnyBands vs Keltner Channel

- Yes, they are all very similar
- BUT! **SunnyBands is based on my DMA** (Dynamic Moving Average) which expertly **avoids WhipSaw**.
- While, Keltner Channels are based on Exponential Moving Averages, which by their very nature have a LOT of whipsaw and are not smooth.
- Trading Keltner Channels involves lots of losses.

# Compare Widths to Volume: SBars





# ABA: Always Be Asking

- **What Is True?**
- What Is Happening?
- How Far is the Current Market Moving?
- What Happens When the Band is Touched?
- What Happens if the DMA is Moving Sideways?
- What Happens If the 15-min is Signaling Short While the 1-min Signals Long?

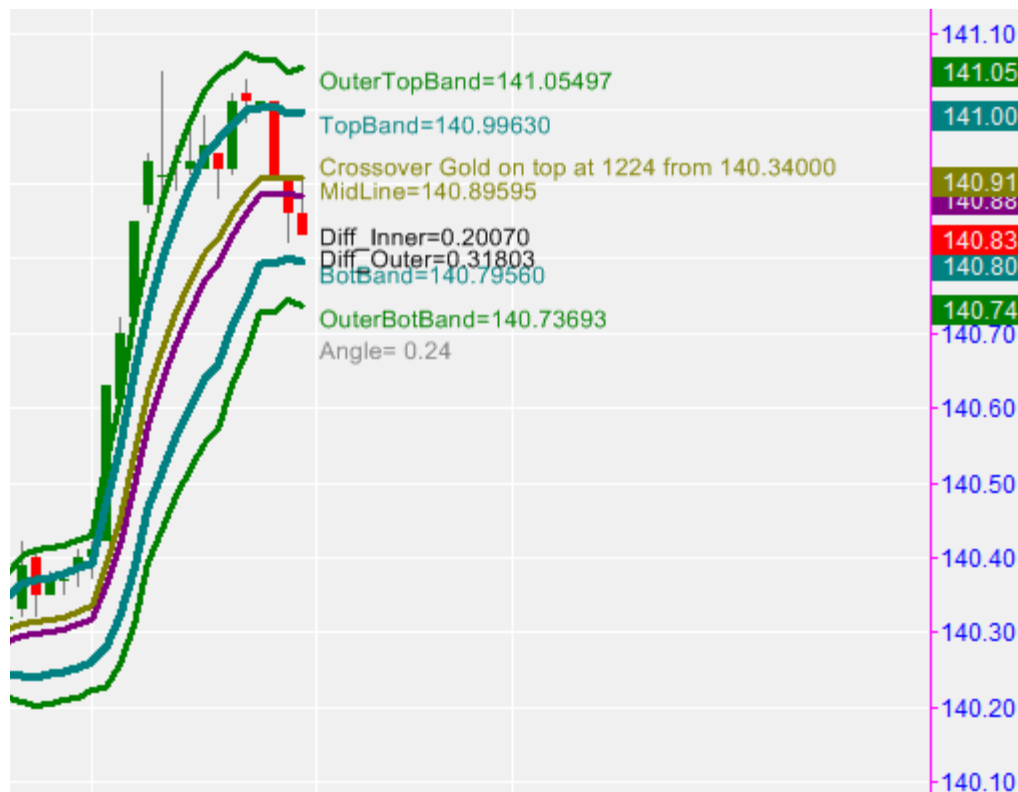
# If There's Only a Dollar

- TAKE IT!
- Don't try to tell the Market where to go.
- What's the "Diff"?



# Read the SunnyBands Values

- From the Right Hand Edge



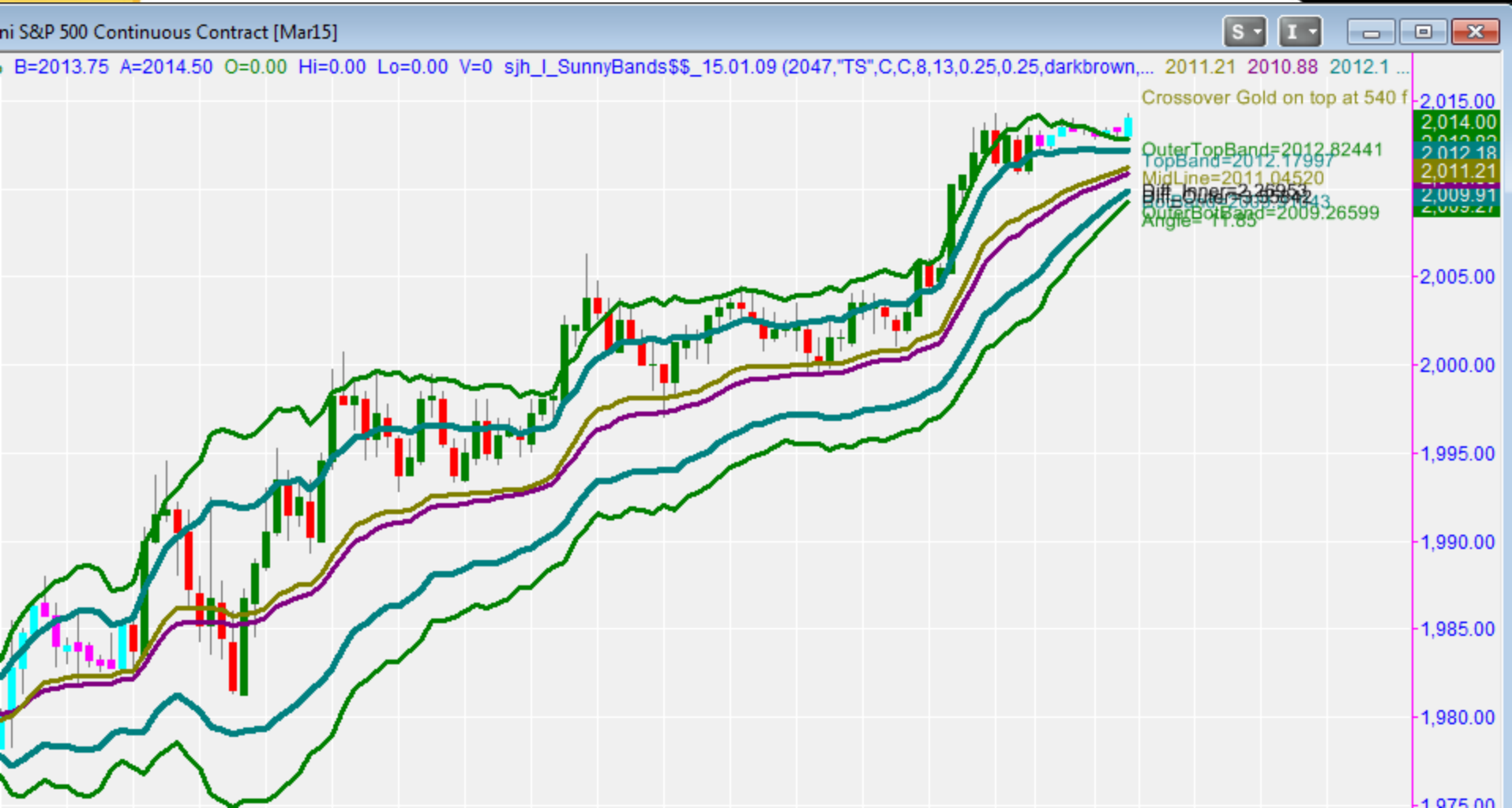
# SunnyBands on Any TimeFrame

- 1 Minute



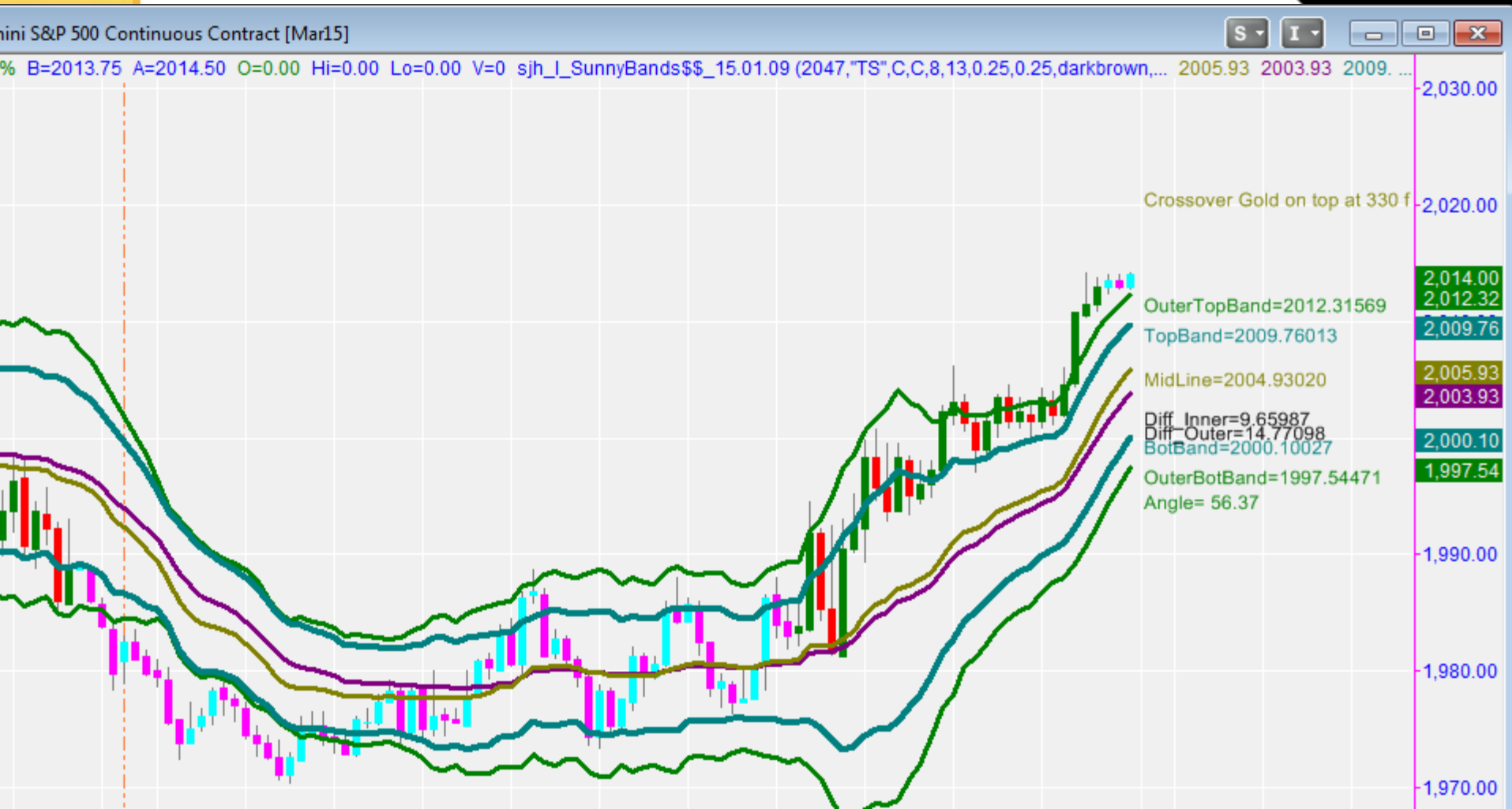
# SunnyBands on Any TimeFrame

- 5 Minute



# SunnyBands on Any TimeFrame

- 15 Minute

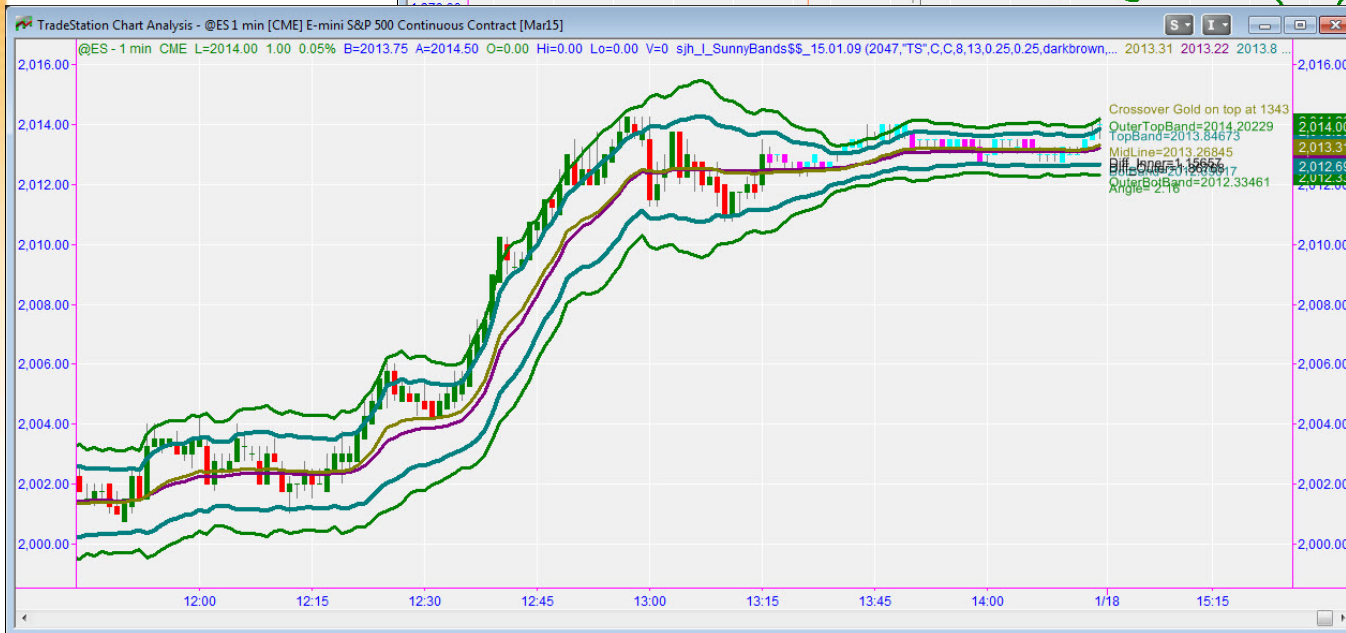


# SunnyBands on Any TimeFrame

- 30 Minute

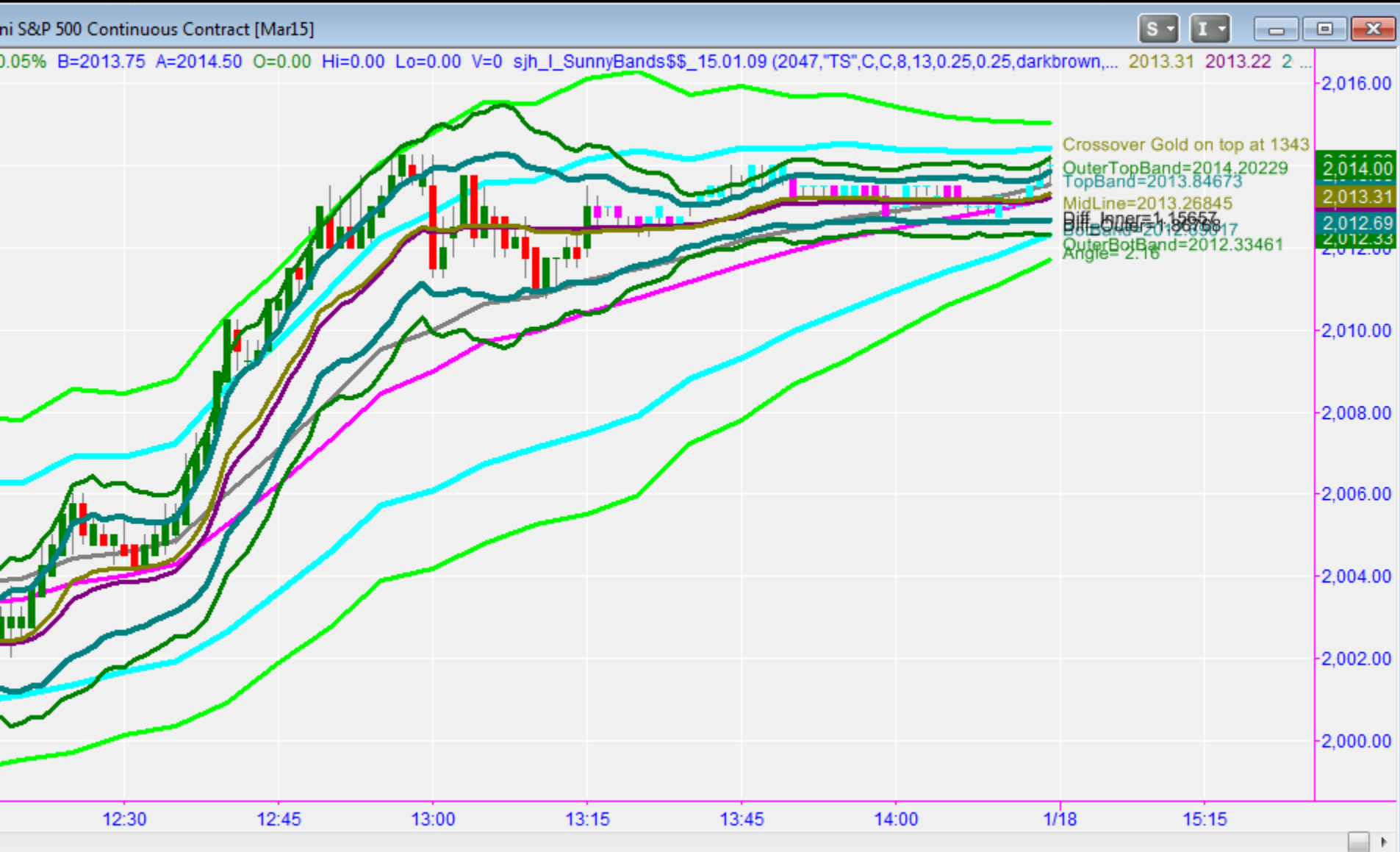


# I Take Signal from Longer, Entry from Shorter timeframe SunnyBands





# Bands Over Bands (1 & 5 min)



# What Are My Rules?

1. Take Setup from 15-min and 30-min Charts
2. Take Entries from 1-min and 5-min Charts
3. Enter Long when LT chart is red/magenta & below lower SunnyBand, and ST chart is also red and below lower SunnyBand
4. Take Profit when Attractor is reached, or Upper SunnyBand on LT chart is penetrated upward and then back downward on red bar

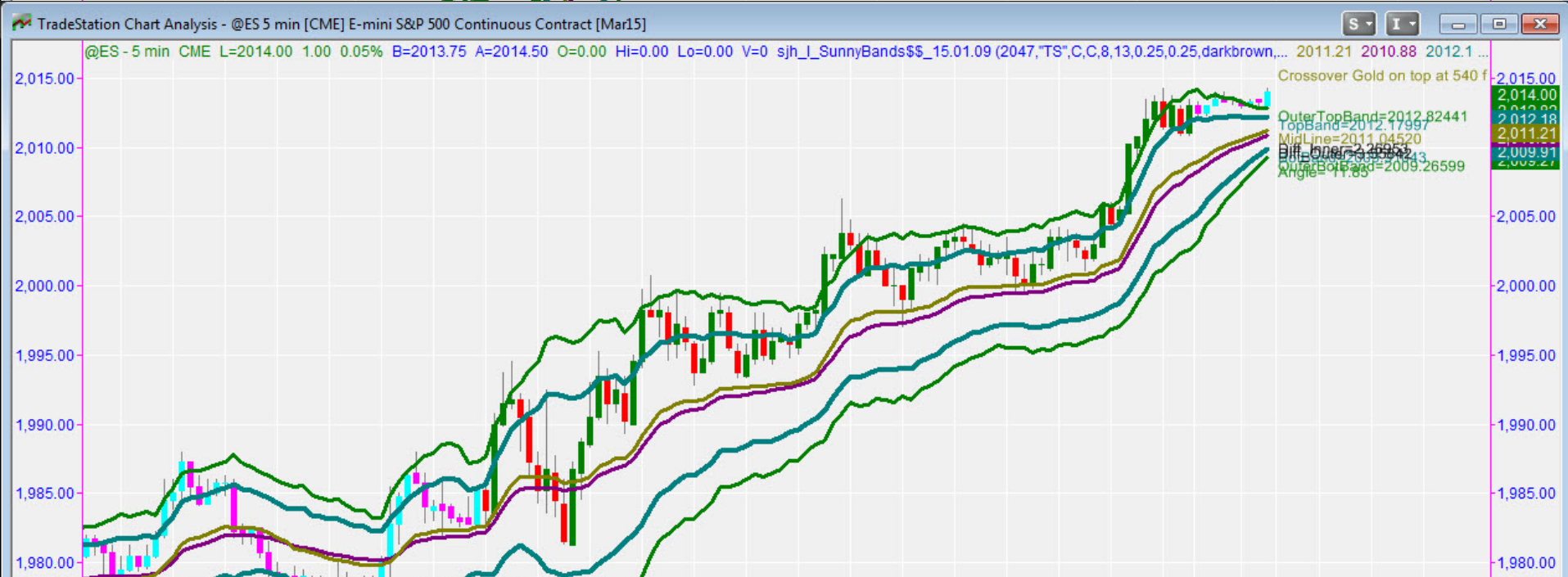
# More of My Rules

5. When the DMA is “long” the bias is to the up-side. Therefore, don’t expect a short trade to drop further than the midline.
6. If the DMA is flat, stay w the first entry of the flat period until the DMA finds a direction
7. If I got a short signal (blue/green going up turns to red below Band) and blue/green continues on up, reverse and go long. This will likely be strong.

# More of My Rules

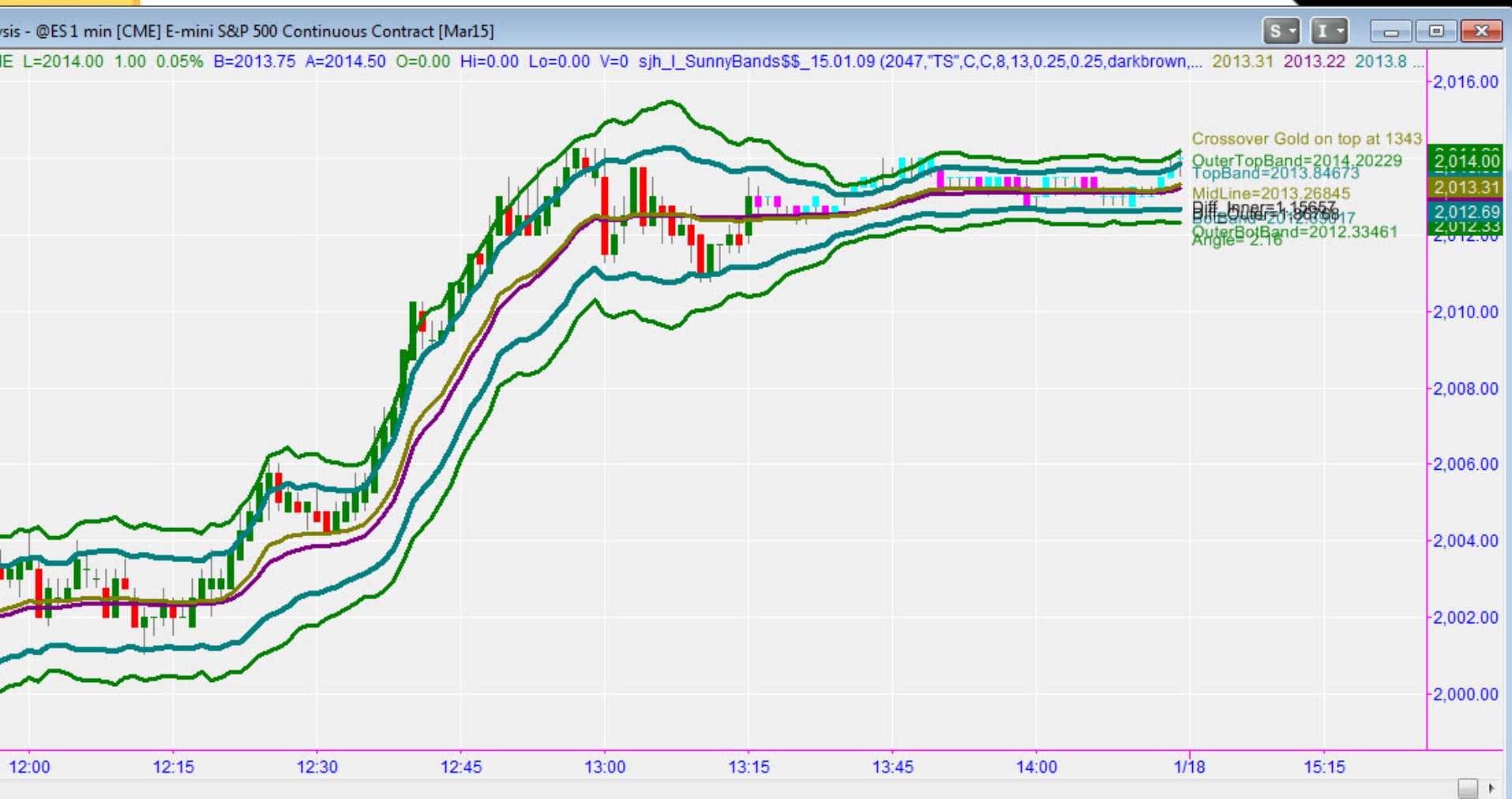
8. Opposite is true for Shorts
9. Wait for it.
10. Wait for Proof (i.e. move in the expected direction by a tick or two)
11. There is always another trade
12. Take Your Losses FAST

# Wait for Correspondence



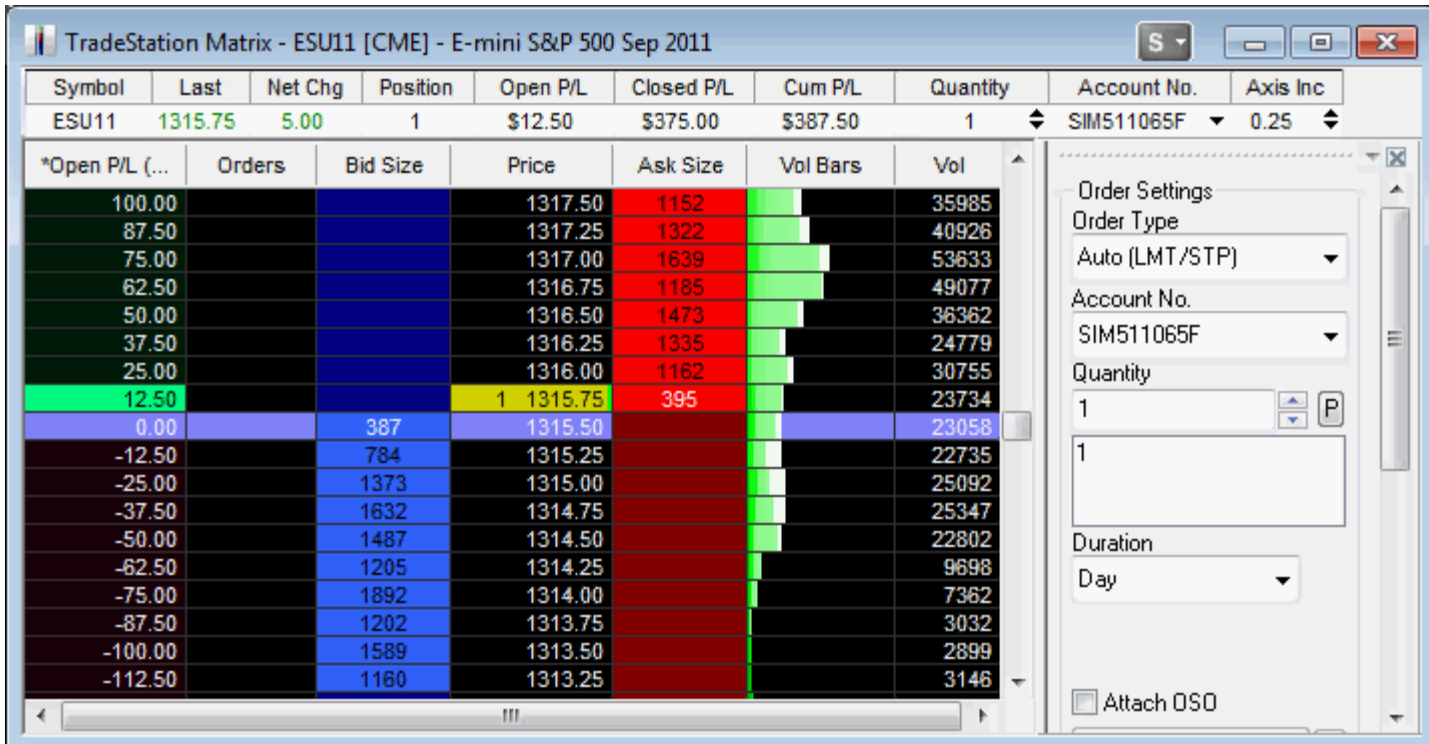
# Actual Trading Day

- 1-minute eMini S&P



# Actual Trading Day

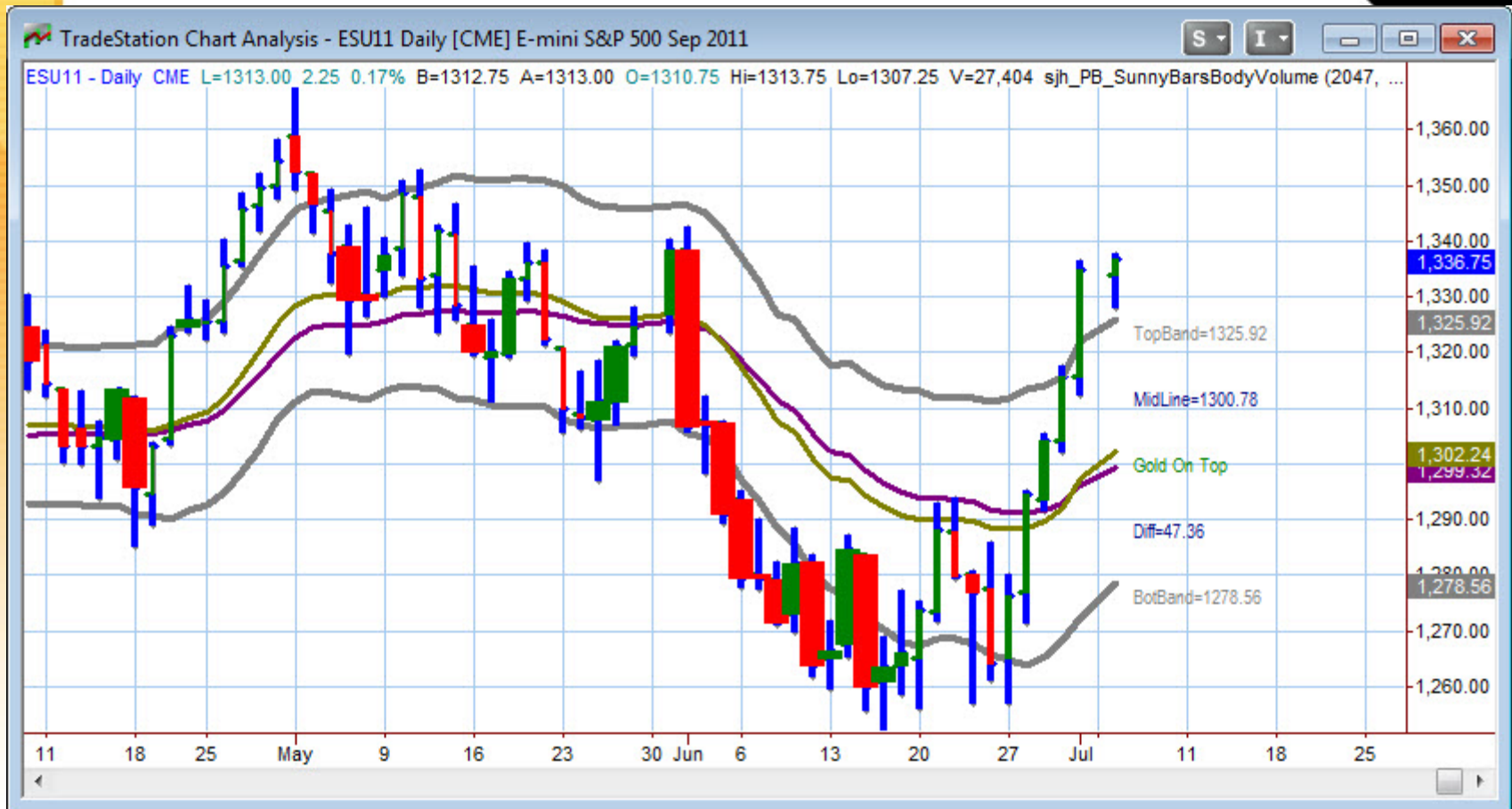
“It takes TIME for profits to build.” –*Larry Williams*







# Time Sequence: July 4



# July 5



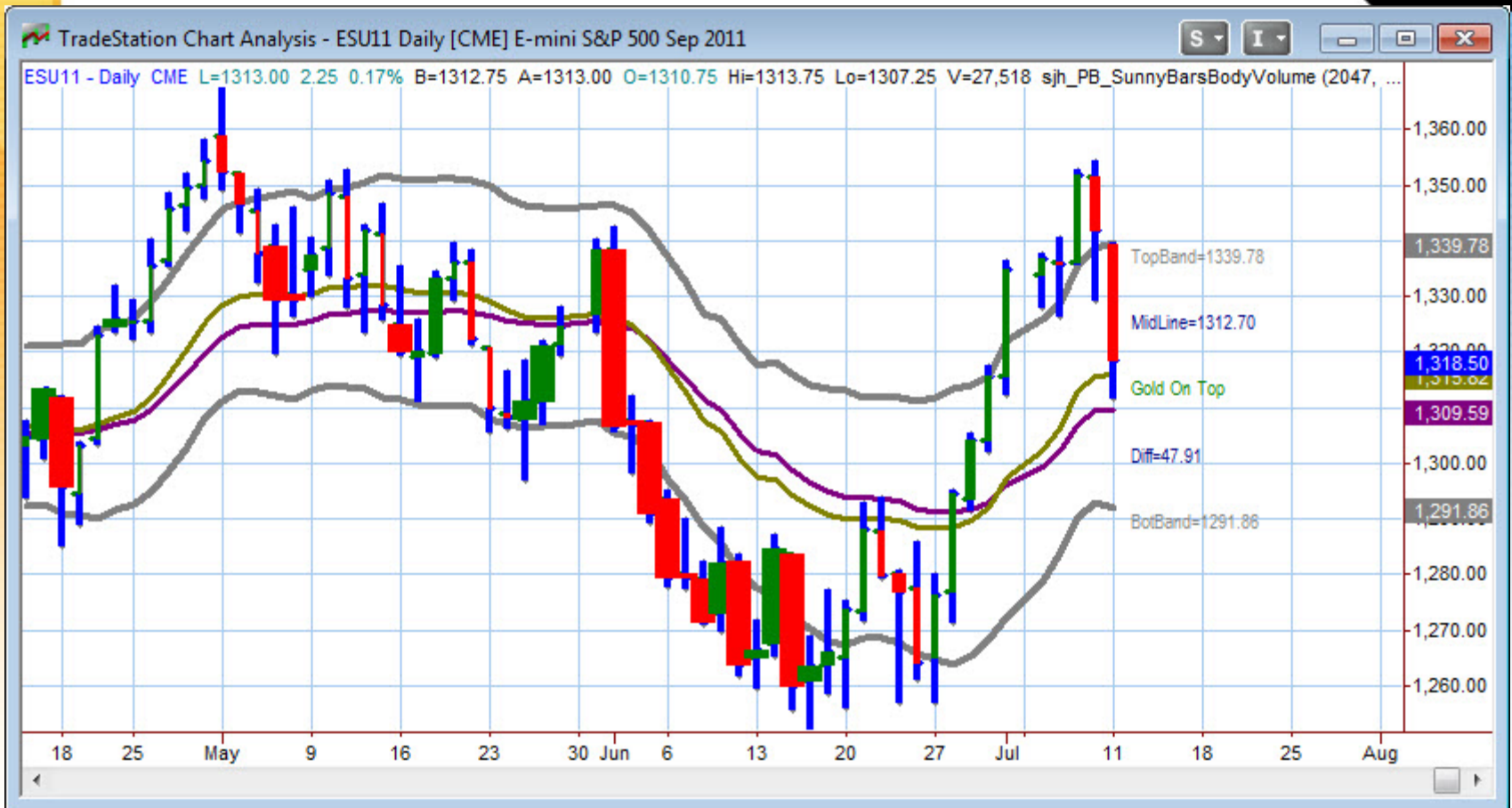
# July 6



# July 7



# July 10



# July 11-12

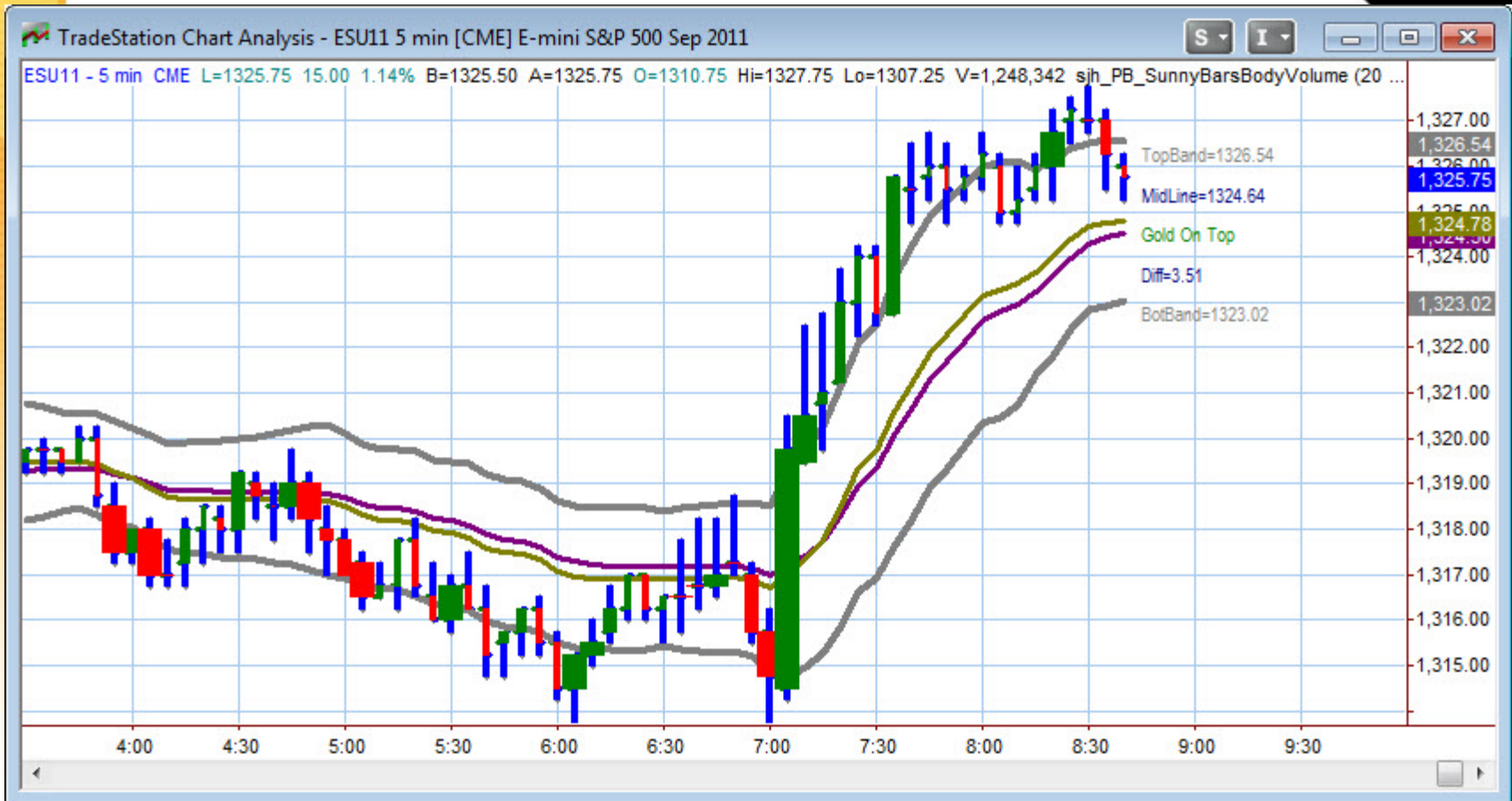


# What Are SunnyBars?

**Wider Bars Show Increased Volume:**



# SunnyBars: 5 min (Any Timeframe)





# What Are SessionBars?

Can be set to any Open & Close times



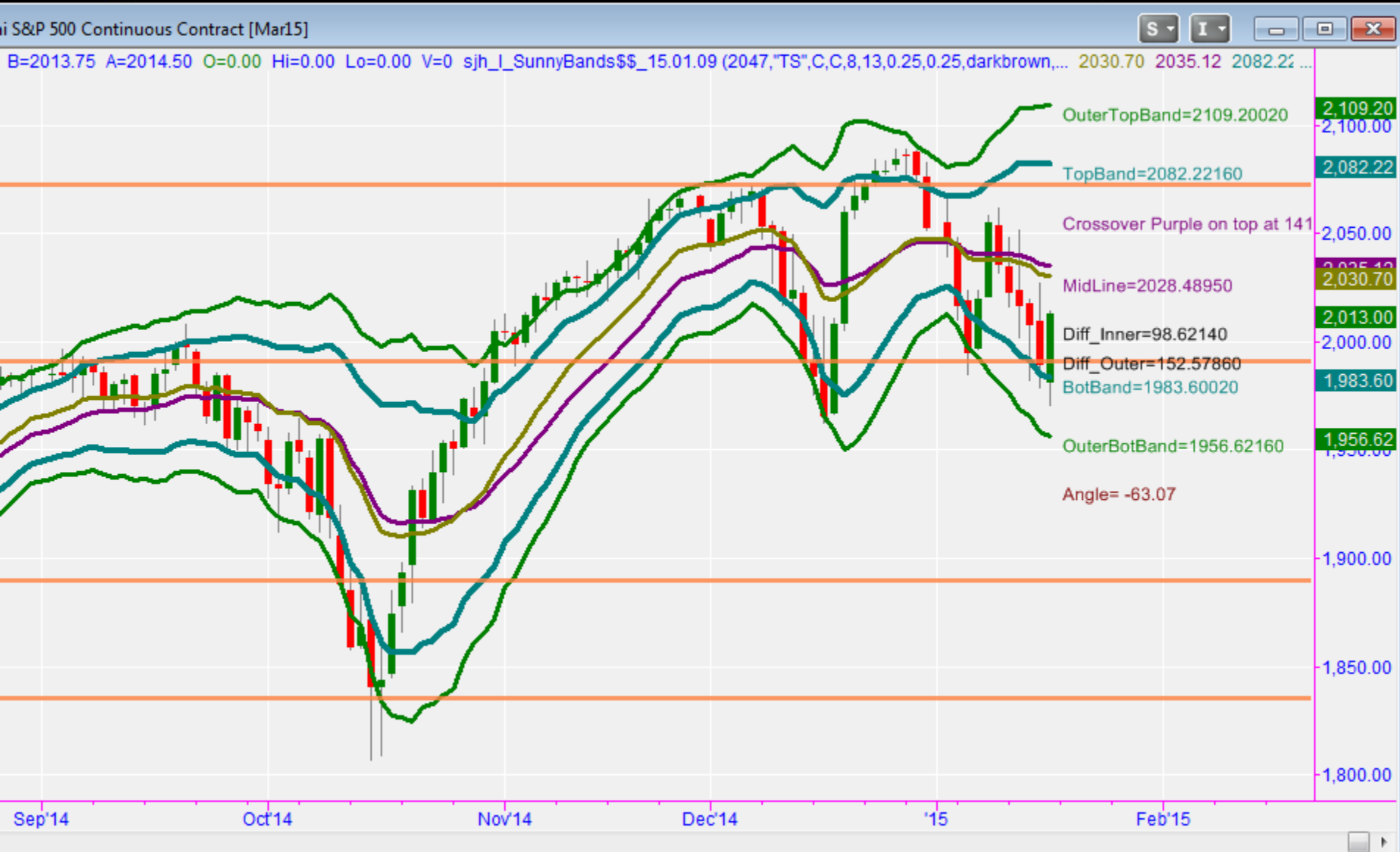
# What Are Attractors?

- Support
- Resistance
- Pennants
- Moving Averages
- Congestion Areas
  
- Draw them & set Alerts

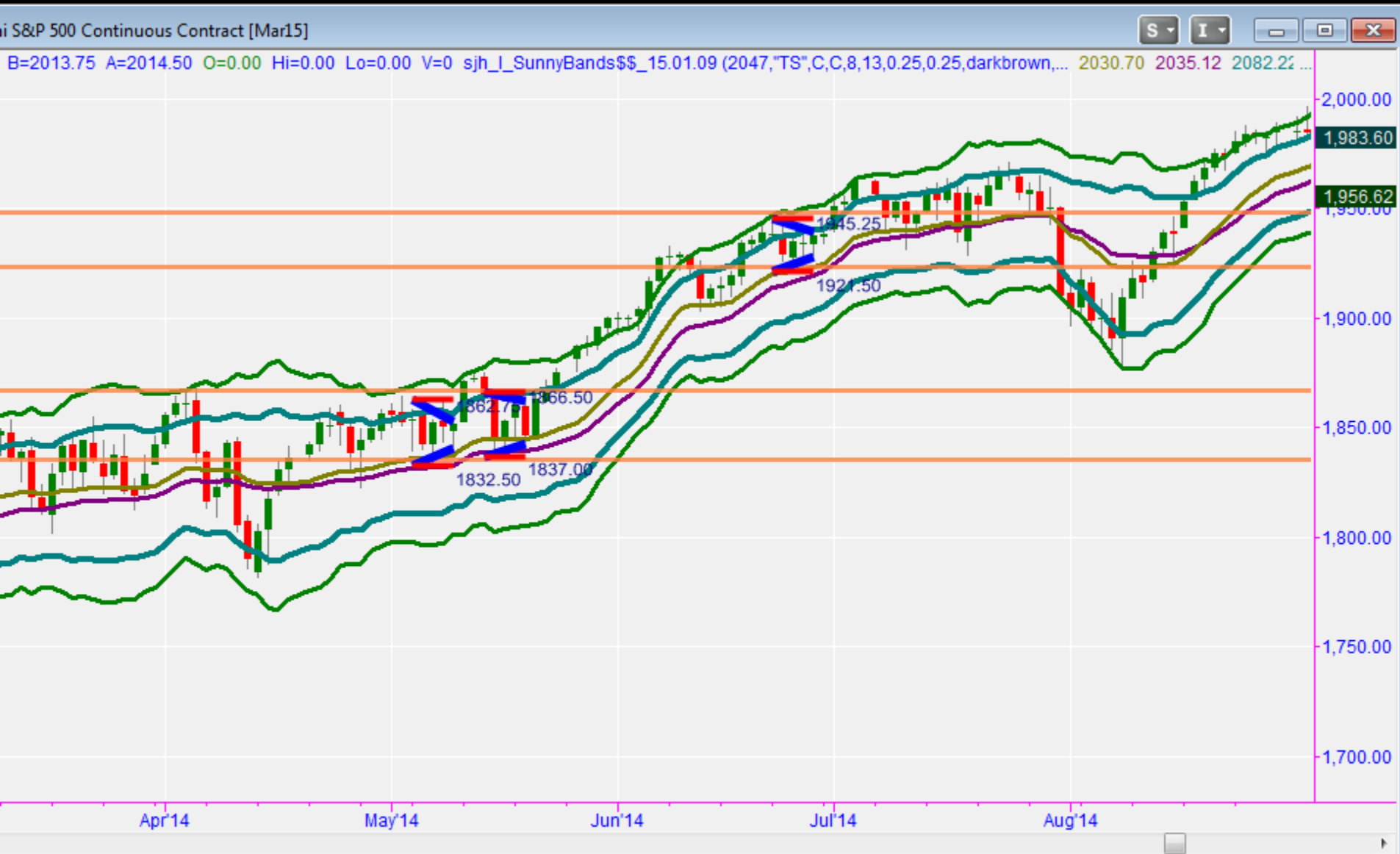
# Attractors (1 min):



# Attractors (Daily)

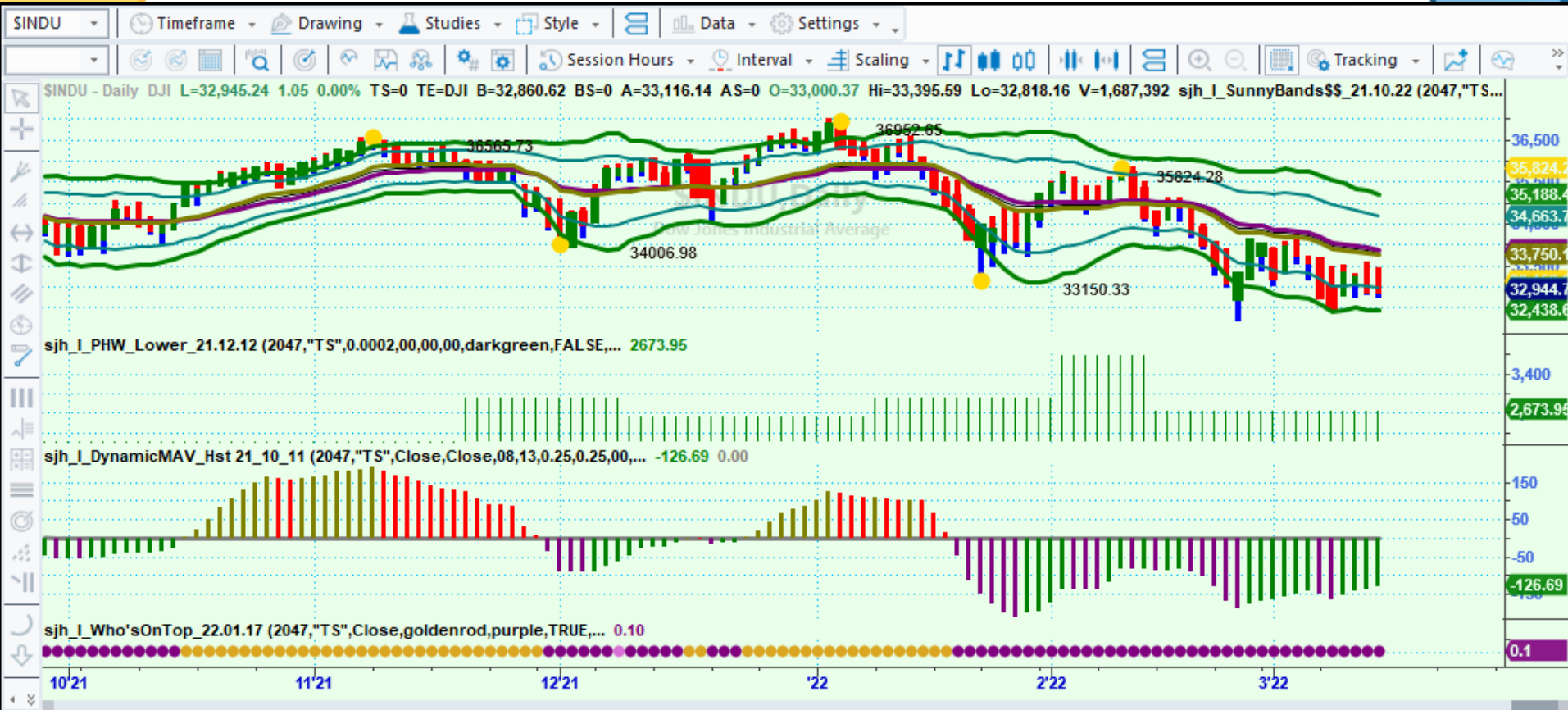


# Pennants as Attractors



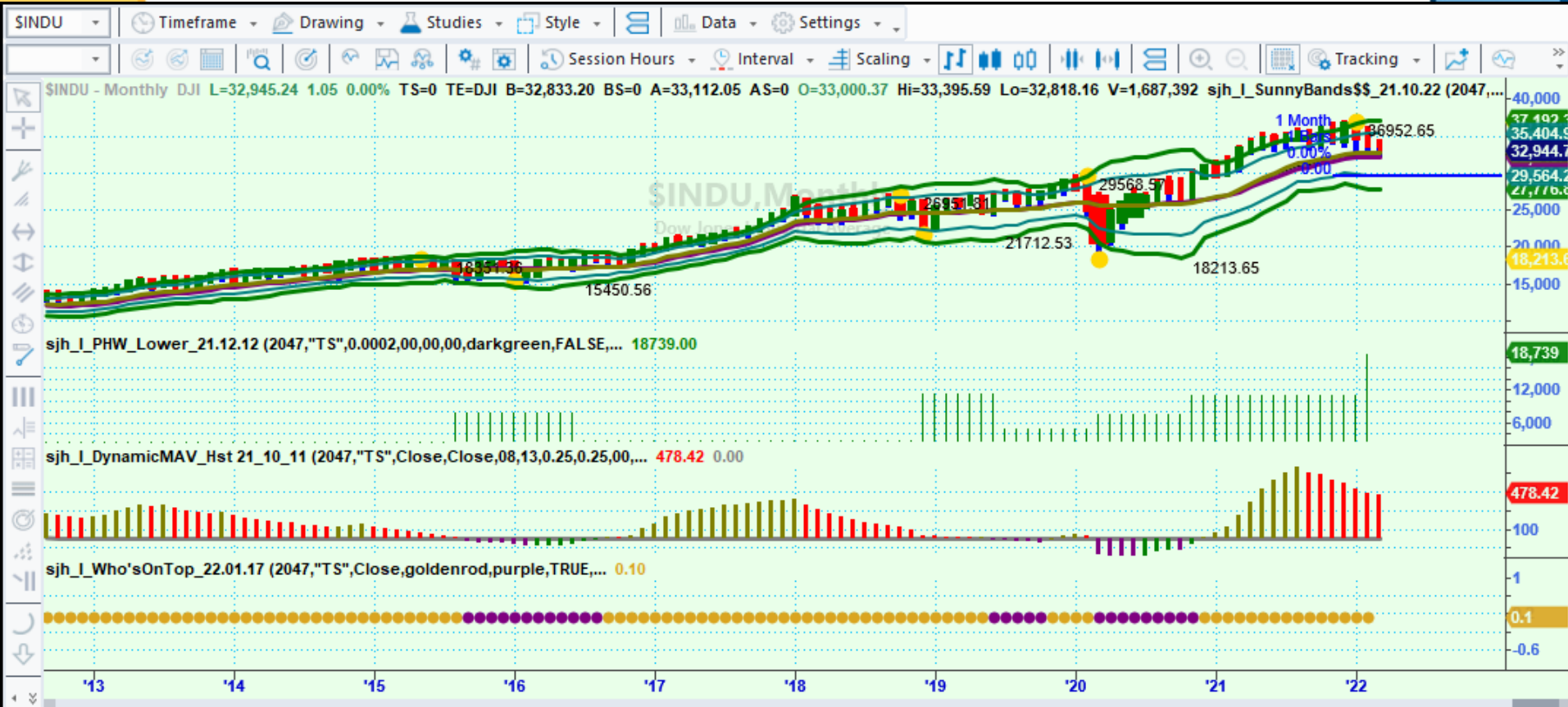
# Where's the Market Going?

## Daily Dow

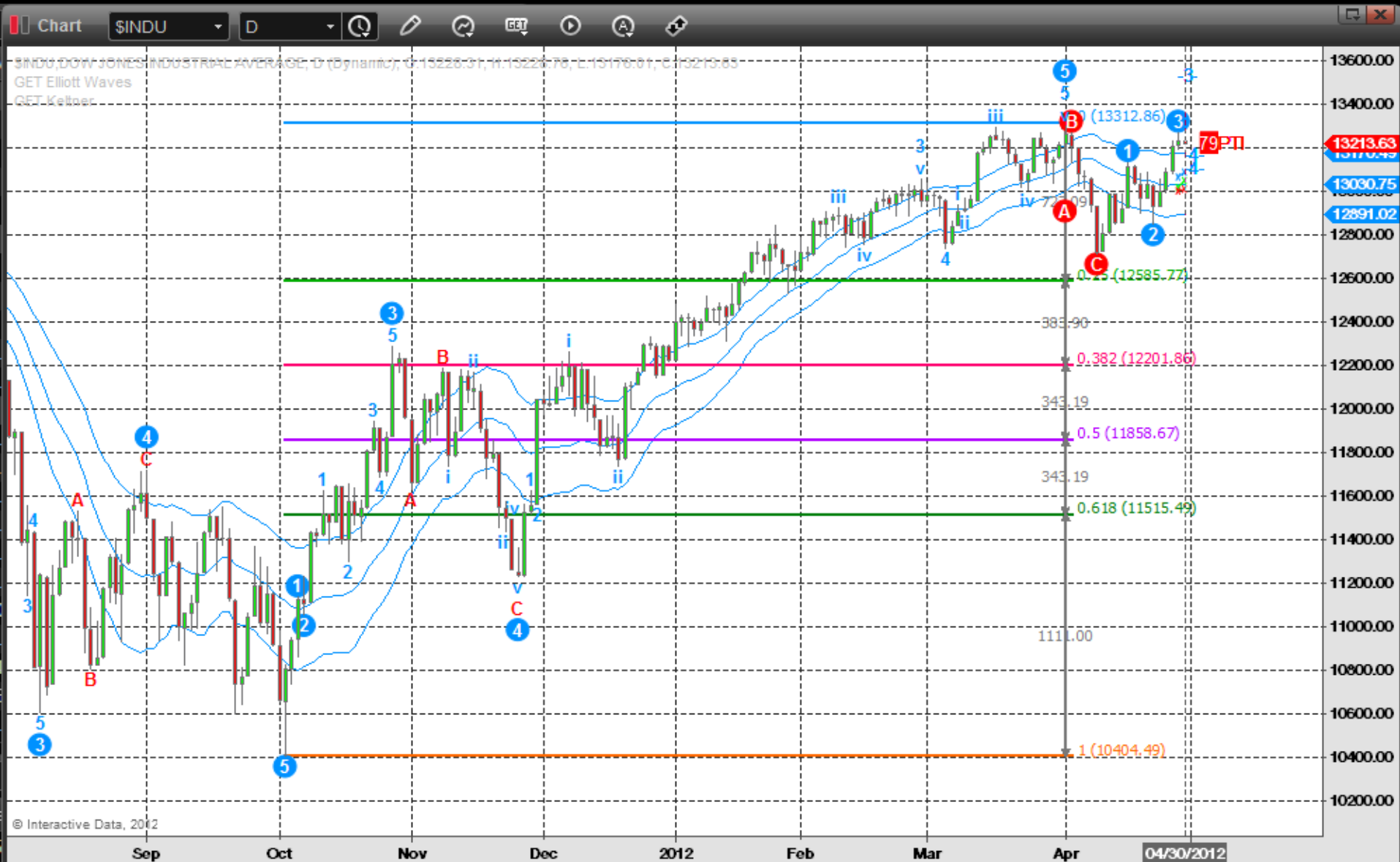


# Where's the Market Going?

## Monthly Dow



# eSignal AdvancedGET





# Wallstreet.io

Discover STARTING STRATEGIES using ALL STOCKS with ALL STRATEGIES

5 - 8 of 18

SEARCH STOCK

MOST POPULAR +

ADBE	\$412.07
Adobe Inc.	-\$4.31 (-1.04%)
AMZN	\$2,845.10
Amazon.com, Inc...	-\$65.39 (-2.25%)
BABA	\$77.71
Alibaba Group H...	-\$9.00 (-10.38%)
DIS	\$129.15
The Walt Disney...	-\$2.60 (-1.97%)
AAPL	\$150.72
Apple Inc.	-\$4.01 (-2.59%)
GLD	\$182.19
SPDR Gold Share...	-\$2.90 (-1.57%)
MSFT	\$276.80
Microsoft Corpo...	-\$3.27 (-1.17%)
MSTR	\$372.97
MicroStrategy I...	-\$17.85 (-4.57%)
NFLX	\$332.77
Netflix, Inc.	-\$7.55 (-2.22%)
PYPL	\$97.11
PayPal Holdings...	\$0.54 (0.56%)
FB	\$187.14
Meta Platforms...	-\$0.47 (-0.25%)
QQQ	\$319.04
Invesco QQQ Tru...	-\$5.36 (-1.65%)
SHOP	\$514.10
Shopify Inc.	-\$30.27 (-5.56%)
SPY	\$417.77
SPDR S&P 500 ET...	-\$2.30 (-0.55%)
SQ	\$95.10
Block, Inc.	-\$6.83 (-6.70%)
TSLA	\$765.01
Teela, Inc.	-\$30.34 (-3.81%)

#758 WSio ADX + 5 others #5 Starting Today STARTING

**FRHC** (5) \$66.79 105% / YEAR  
Freedom Holding Corp.

2.9 Risk Reward 60% Batting Avg 23 Trades Per Year

#888 WSio Heikin-Ashi + 8 othe... #6 Starting Today STARTING

**AMD** (62) \$145.96 93% / YEAR  
Advanced Micro Devices...

5.3 Risk Reward 63% Batting Avg 11 Trades Per Year

#913 WSio Heikin-Ashi + 6 othe... #7 Starting Today STARTING

**NET** (4) \$110.46 93% / YEAR  
Cloudflare, Inc.

#56 WSio ADX + 8 others #8 Starting Today STARTING

**AAPL** \$218.62 79% / YEAR  
Apple Inc.

EDIT WATCHLIST

# and Don't Forget



Wiley Trading

TRADERPLANET.COM BOOK OF THE YEAR

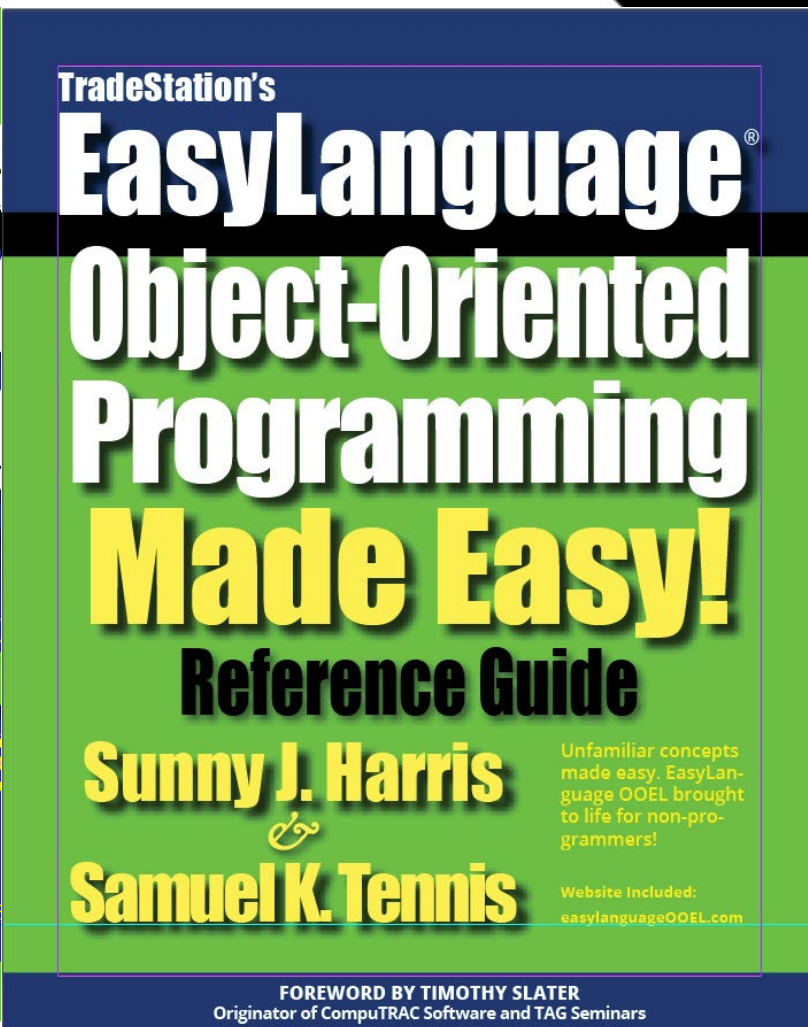
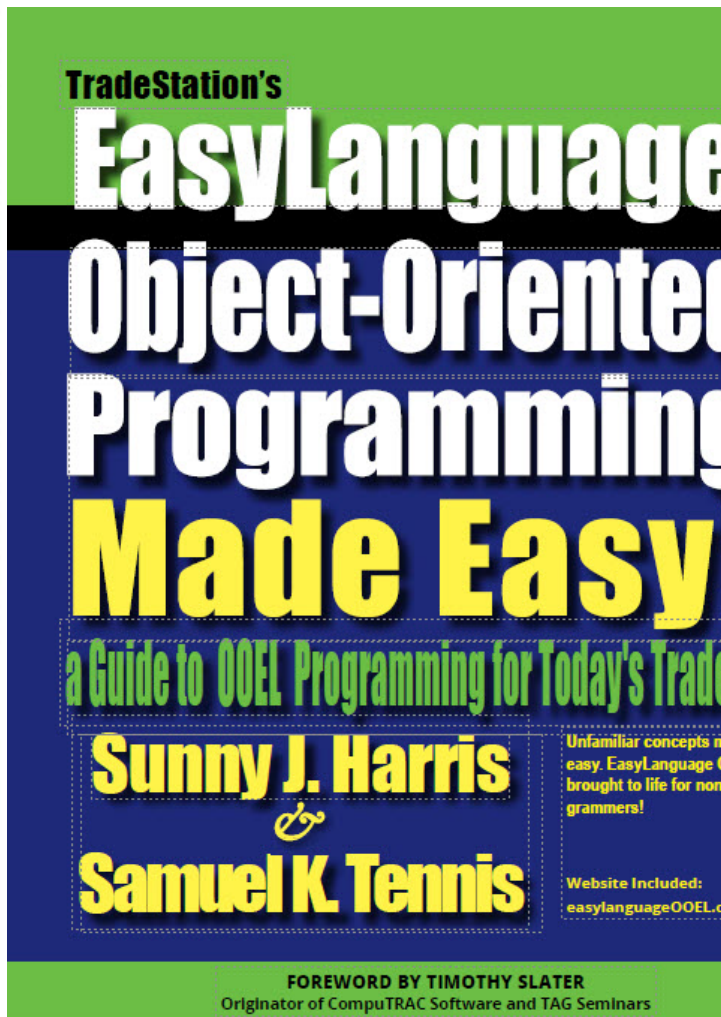
# TRADESTATION<sup>®</sup> MADE EASY!

USING EASYLANGUAGE TO  
BUILD PROFITS WITH THE  
WORLD'S MOST POPULAR  
TRADING SOFTWARE

**SUNNY J. HARRIS**

FOREWORD BY **BILL CRUZ**  
FOUNDER AND FORMER CEO OF TRADESTATION

# And OOEL Made Easy!



# The Sunny Harris Show!

with Samuel K. Tennis

- <https://open.spotify.com/show/0LeLN8M2GNyoL7QgbbFAKu>
- or  
[www.moneymentor.com/podcast.html](http://www.moneymentor.com/podcast.html)
- FREE

# Let's Look at some of Y'day's Charts

## BitCoin



# Etherium (ETHUSD)

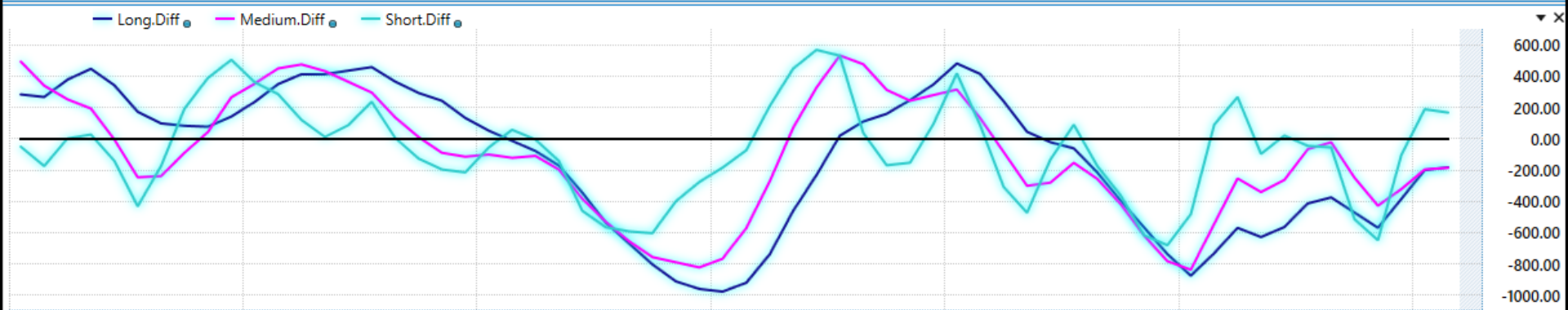
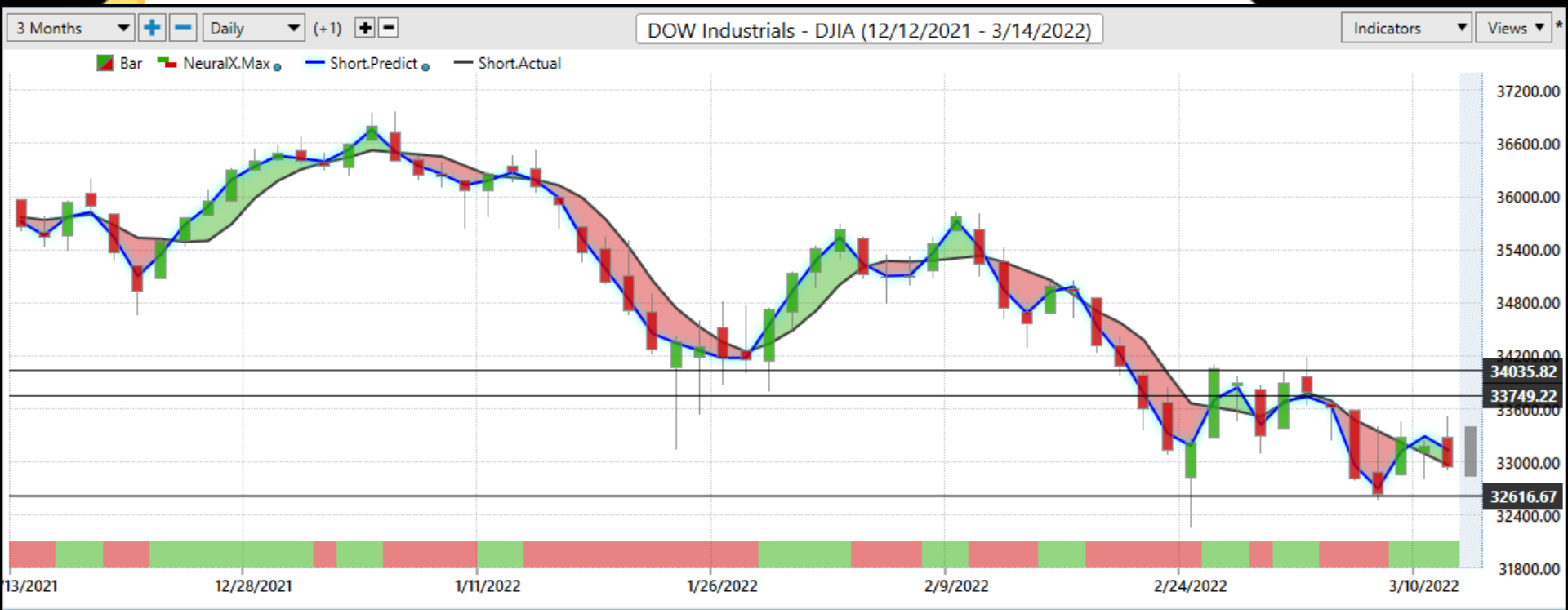


# MSFT



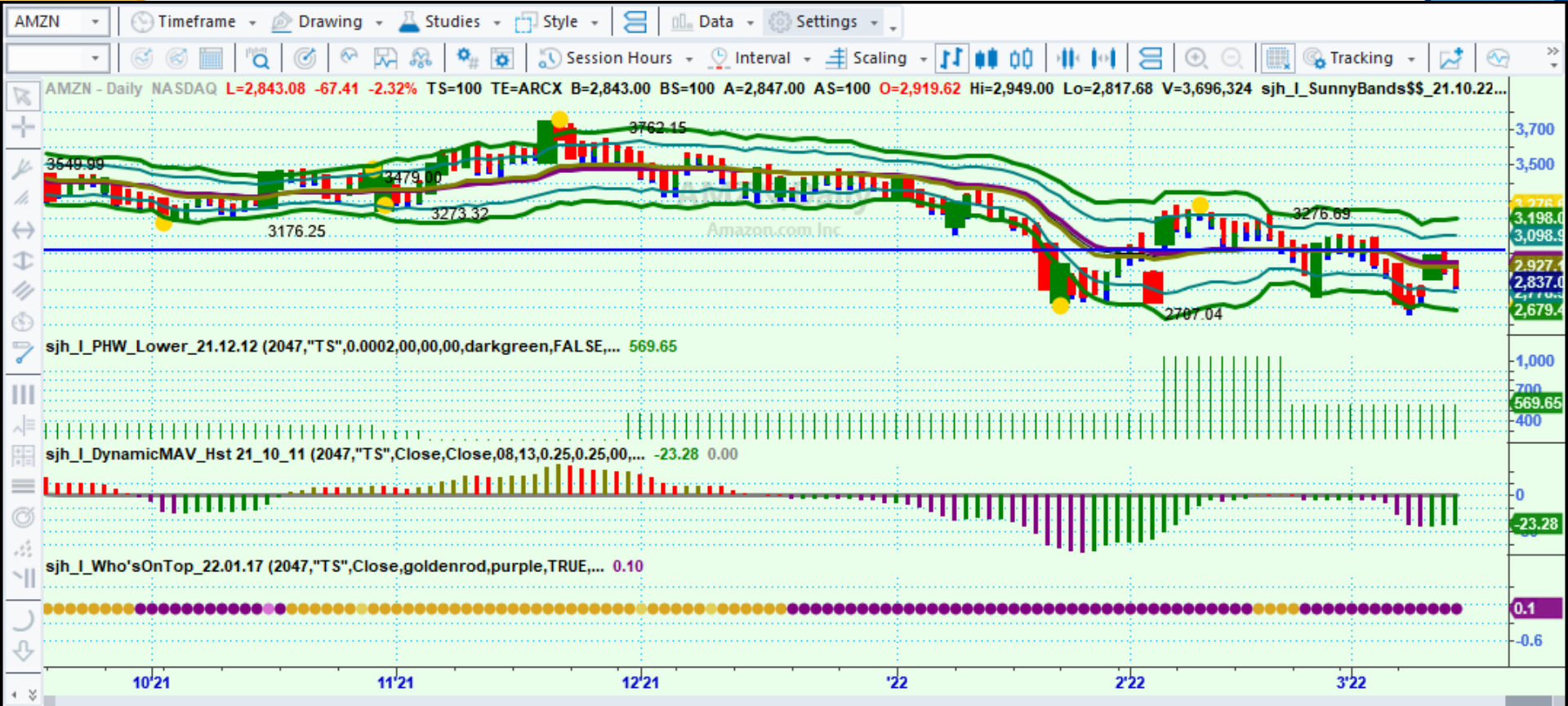
# VantagePoint ai software

[www.vpai.us/sunnyharris](http://www.vpai.us/sunnyharris)





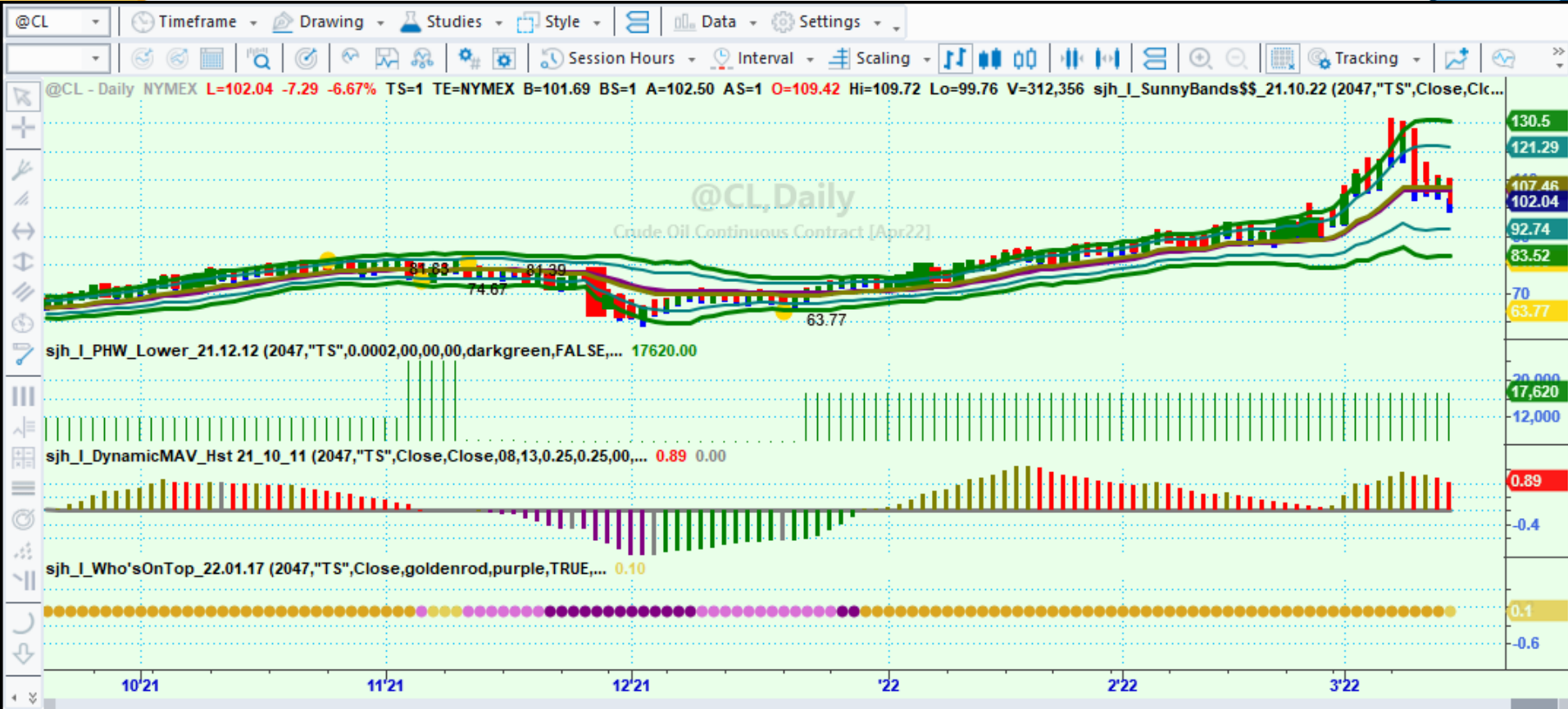
# AMZN



# TSLA



# Oil (CL)



# Gold



# US Bonds



# Questions?

- Now is the time for your questions
- Go ahead, ask me anything
- I will now put the Information Screen back up.

# Special for Attendees of Webinar

- FREE “Sunny Side of the Street”
- FREE Live Trading Room
- FREE Technical Analysis Forum
- All by Registering at [www.moneymentor.com](http://www.moneymentor.com)
- Thanks to all who attended.
- Remember that I’m happy to accept phone calls: (760) 908-3070 PST, any time, any day.

# That's IT, in a NutShell

- For more information, or
- For consulting or tutoring
- Call me at (760) 908-3070, or
- Skype **sunnyjharris**
- Fax (760) 903-2260
- Email me at: **[sunny@moneymentor.com](mailto:sunny@moneymentor.com)**
- And visit **[www.moneymentor.com](http://www.moneymentor.com)**
- QUESTIONS? Don't be afraid to call. I'm in California and love to visit.